

### Advantages

Lower Cost/Consistent Quality/  
Greater Reliability

- Proven chemistry with 10+ years in the field
- Nickel Manganese Cobalt (NMC) Lithium Ion
- Prismatic (Flat Plate) Design
- Large Capacity Single Element Cell Design
- Scalable to mass produce cells
- Highly automated manufacturing
- Extended run time between charges

### Applications

Ideal for High Current (Amp) Power applications where space and weight are restricted or limited.

### Transportation

- Fully electric vehicles
- Plug-in electric vehicles
- Military
- Aviation
- UPS (uninterrupted power supply)
- Industrial Machinery
- Marine
- Motive Power
- Grid Storage
- Telecom

Patented manufacturing process produces battery cells for applications that require:

- Excellent energy density
- Excellent power-to-energy balance
- High cycle life
- Longer battery calendar life
- Low impedance and heat generation provide improved safety
- Lightweight



### Electrical Characteristics [at 25°C (77°F)]

Capacity (Nominal @ C/2)	75Ah	
Voltage (Nominal)	3.7V	
Lower Limit Voltage	2.7V	
Upper Limit Voltage	4.2V	
Charge Current (Max. Continuous)	225A (3C)	
Discharge Current (Max. Continuous)	450A (6C)	
Pulse Current (Max., 10 sec. Duration)	750A (10C)	
# Cycles @ 1C/1C (75A), to 80% of Capacity	100% DOD or 2.7-4.2V Greater than 2,700	80% DOD or 3.3-4.1V Greater than 5,000
Internal Impedance (1kHz AC)	0.65 mΩ	
Weight	1.78 Kg (3.92 lbs)	
Peak Power Density (10 Sec., 50% SOC)		
Gravimetric	1559 W/Kg (708.6 W/lb)	
Volumetric*	3123 W/L (51.2 W/cu. inches)	
Energy Density		
Gravimetric	155 Wh/Kg (70.5 Wh/lb)	
Volumetric*	328 Wh/L (5.4 Wh/cu. inches)	

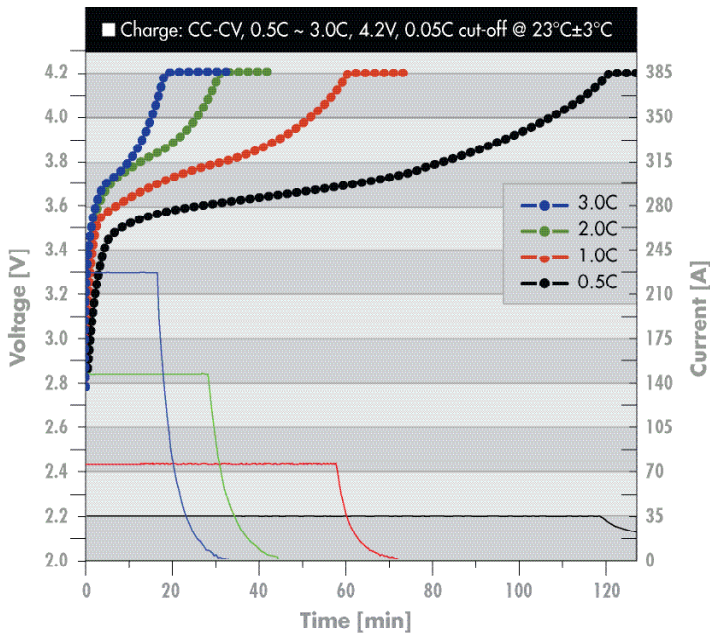
### Operational Specifications

Charge Temperature Range	0°C ~ 45°C (32°F ~ 113°F)
Discharge Temperature Range	-20°C ~ 60°C (-4°F ~ 140°F)

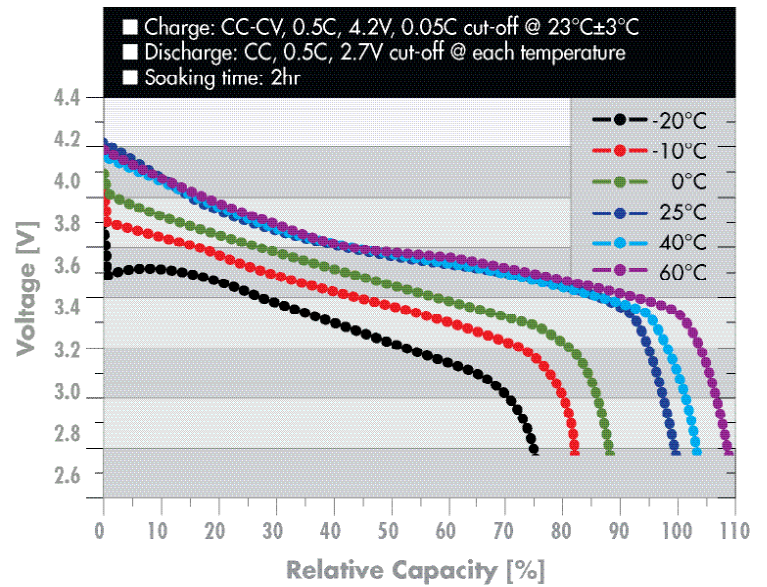
\*Volume calculated using core cell dimensions, excluding tabs and seals

SUPERIOR LITHIUM POLYMER CELL

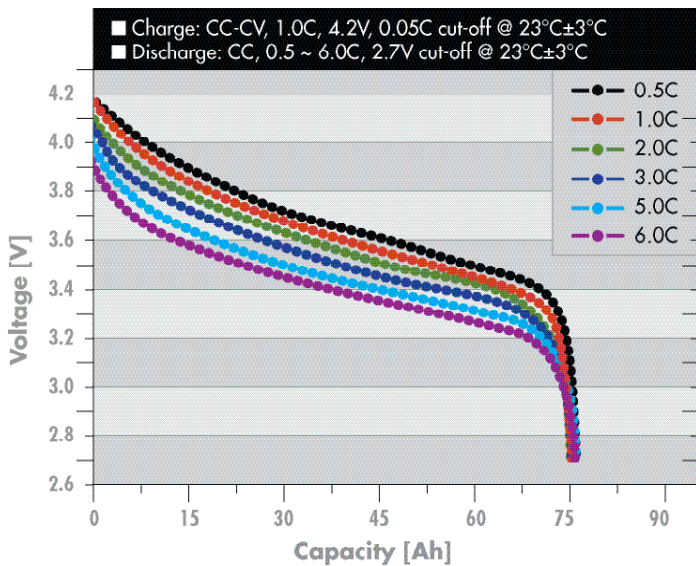
Charge Profiles at Room Temperature



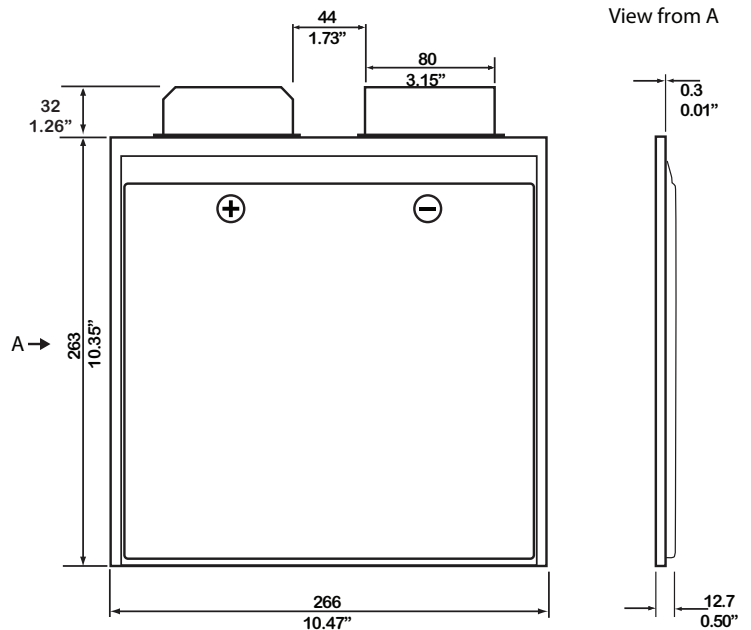
Temperature Characteristics



Discharge Profiles at Room Temperature



Mechanical Characteristics



2700 S. Saginaw Road, Midland, MI 48640 • +1 989 698 3300

Email: powerup@xaltenergy.com  
Web: xaltenergy.com

The information contained herein is provided solely for the purposes of general explanation and illustration, and is subject to modification without notice. No warranty or guarantee is given in regards to the information contained herein or the referenced products. Please contact XALT Energy for the most current and relevant product information for your particular application.