



OPzV12-160(12V160Ah)



OPzV series is Valve Regulated Lead Acid battery that adopts immobilized GEL and Tubular Plate technology to offer high reliability and performance. The Battery is designed and manufactured according to DIN standards and with die-casting positive grid and patented formula of active material OPzV series exceeds DIN standard values with more than 20 years floating design life at 25 °C and It is the best solution for cyclic use under extreme operating conditions.

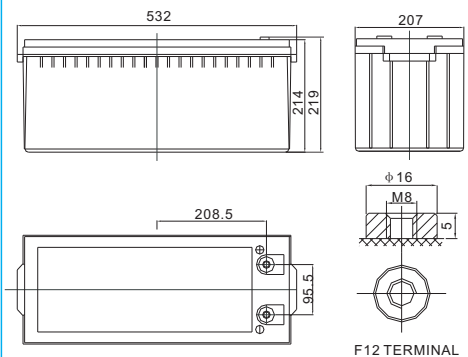
Specification

Cells Per Unit	6
Voltage Per Unit	2
Nominal Capacity	160Ah@10hr-rate to 1.80V per cell @25°C
Weight	Approx. 57.0Kg (Tolerance ± 3.0%)
Internal Resistance	Approx. 6.5 mΩ
Terminal	F12(M8)
Max. Discharge Current	1600A (5 sec)
Design Life	18 years (floating charge)
Max. Charging Current	32.0 A
Reference Capacity	C3 125.6AH C5 140.8AH C10 160.0AH C20 171.4AH
Float Charging Voltage	13.5 V~13.8 V @ 25°C Temperature Compensation: -3mV/°C/Cell
Cycle Use Voltage	14.2 V~14.4 V @ 25°C Temperature Compensation: -4mV/°C/Cell
Operating Temperature Range	Discharge: -40°C~60°C Charge: -20°C~50°C Storage: -40°C~60°C
Normal Operating Temperature Range	25°C ± 5°C
Self Discharge	RITAR Valve Regulated Lead Acid (VRLA) batteries can be stored for up to 6 months at 25°C and then recharging is recommended. Monthly Self-discharge ratio is less than 2% at 20°C. Please charged batteries before using.
Container Material	A.B.S. UL94-HB, UL94-V0 Optional.



Dimensions

Unit: mm



Length	532±1mm (20.9 inches)
Width	207±1mm (8.15 inches)
Height	214±1mm (8.43 inches)
Total Height	219±1mm (8.62 inches)
Torque Value	10~12 N*m

Constant Current Discharge Characteristics : A(25°C)

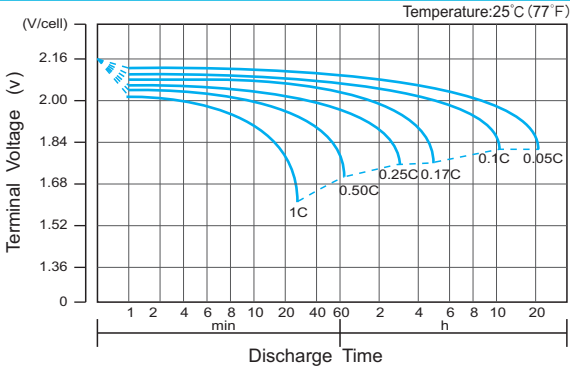
F.V/ Time	10min	15min	30min	1h	2h	3h	5h	8h	10h	20h
1.60V	261.9	210.1	139.2	95.80	59.36	46.00	30.25	20.37	17.12	8.988
1.65V	245.5	198.7	134.2	92.98	57.44	45.01	29.60	20.05	16.80	8.820
1.70V	224.5	185.2	128.2	89.85	55.52	43.51	28.96	19.73	16.48	8.652
1.75V	205.5	170.6	119.8	85.14	53.60	41.85	28.15	19.41	16.32	8.568
1.80V	179.1	152.6	111.4	79.97	51.04	40.03	27.19	18.93	16.00	8.400
1.85V	149.0	132.1	99.22	72.91	47.20	37.37	25.90	18.13	15.31	8.039

Constant Power Discharge Characteristics : WPC(25°C)

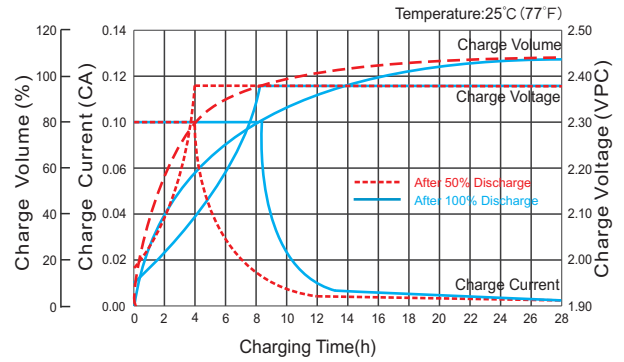
F.V/ Time	10min	15min	30min	1h	2h	3h	5h	8h	10h	20h
1.60V	410.7	340.8	255.7	181.6	113.4	88.52	58.88	40.26	33.76	17.72
1.65V	400.2	334.0	249.0	177.2	110.2	87.03	57.76	39.62	33.28	17.47
1.70V	379.8	321.0	240.4	172.5	107.2	84.37	56.63	39.14	32.80	17.22
1.75V	344.6	298.0	226.7	164.0	104.0	81.71	55.34	38.50	32.48	17.05
1.80V	296.4	270.0	212.6	154.9	99.36	78.06	53.41	37.53	31.84	16.72
1.85V	245.2	226.6	190.9	141.9	92.16	73.08	51.00	35.93	30.56	16.04

(Note) The above characteristics data are average values obtained within three charge/discharge cycle not the minimum values. The battery must be fully charged before the capacity test. The C₁₀ should reach 95% after the first cycle and 100% after the third cycle.

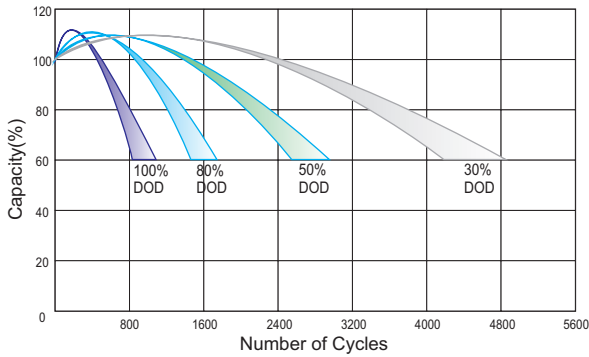
Discharge Characteristics Curve



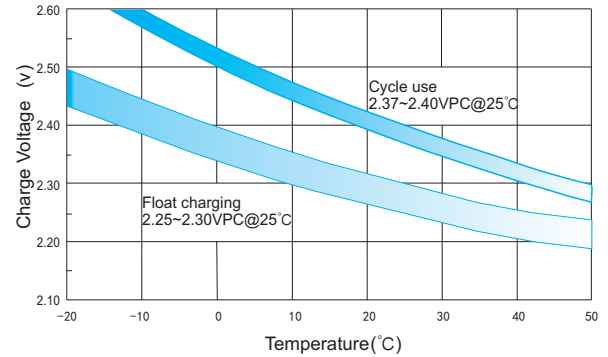
Charge Characteristic Curve for Cycle Use(IU)



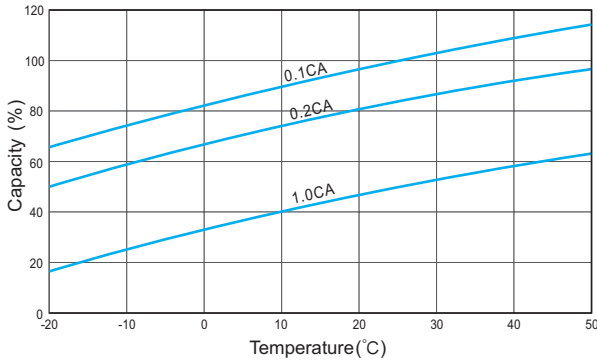
Cycle Life in Relation to Depth of Discharge



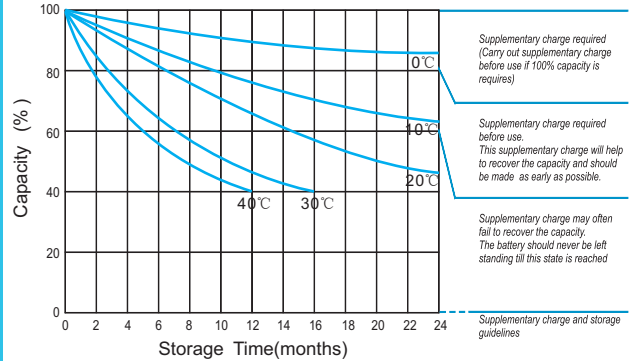
Relationship Between Charging Voltage and Temperature



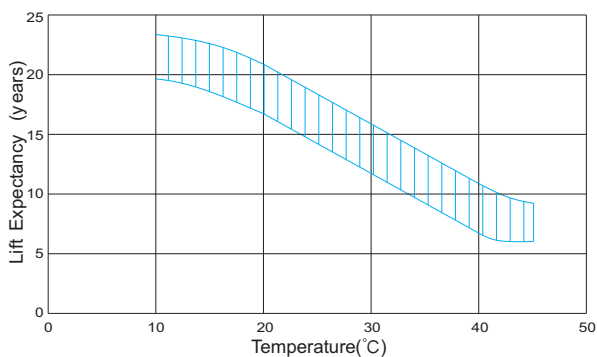
Temperature Effects on Capacity



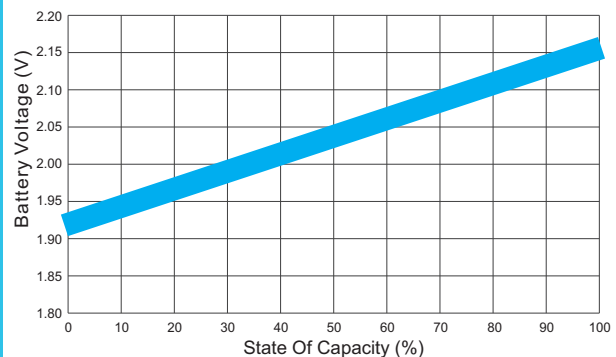
Storage Characteristics



Effect of Temperature on Long Term Life



Relationship of OCV And State of Charge(20°C)



(Note) All above information shall be changed without prior notice, Ritar reserves the right to explain and update the latest information.