



OPzV2-770(2V770Ah)



OPzV series is Valve Regulated Lead Acid battery that adopts immobilized GEL and Tubular Plate technology to offer high reliability and performance. The Battery is designed and manufactured according to DIN standards and with die-casting positive grid and patented formula of active material OPzV series exceeds DIN standard values with more than 20 years floating design life at 25 °C and It is the best solution for cyclic use under extreme operating conditions.

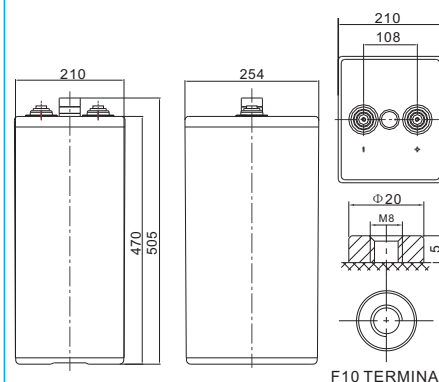


Specification

Cells Per Unit	1
Voltage Per Unit	2
Nominal Capacity	770Ah@10hr-rate to 1.80V per cell @25°C
Weight	Approx. 55.0Kg (Tolerance ± 3.0%)
Internal Resistance	Approx. 0.62mΩ
Terminal	F10(M8)
Max. Discharge Current	3000A (5 sec)
Design Life	20 years (floating charge)
Max. Charging Current	154.0 A
Reference Capacity	C3 591.3AH C5 668.5AH C10 770.0AH C20 820.6AH
Float Charging Voltage	2.25 V~2.30 V @ 25°C Temperature Compensation: -3mV/°C/Cell
Cycle Use Voltage	2.37 V~2.40 V @ 25°C Temperature Compensation: -4mV/°C/Cell
Operating Temperature Range	Discharge: -40°C~60°C Charge: -20°C~50°C Storage: -40°C~60°C
Normal Operating Temperature Range	25°C ± 5°C
Self Discharge	RITAR Valve Regulated Lead Acid (VRLA) batteries can be stored for up to 6 months at 25°C and then recharging is recommended. Monthly Self-discharge ratio is less than 2% at 20°C. Please charged batteries before using.
Container Material	A.B.S. UL94-HB, UL94-V0 Optional.

Dimensions

Unit: mm



Length	210±2mm (8.27 inches)
Width	254±2mm (10.0 inches)
Height	470±2mm (18.5 inches)
Total Height	505±2mm (19.9 inches)
Torque Value	10~12 N*m

Constant Current Discharge Characteristics : A(25°C)

F.V/ Time	10min	15min	30min	1h	2h	3h	5h	8h	10h	20h
1.60V	978.2	838.7	624.5	435.8	278.0	207.0	139.1	96.06	80.47	42.24
1.65V	924.4	781.0	588.3	429.2	273.8	204.7	137.9	95.29	79.70	41.84
1.70V	861.7	741.1	566.5	418.1	269.2	200.9	135.6	94.14	79.31	41.64
1.75V	766.6	677.8	535.2	400.8	262.7	197.1	133.7	92.98	78.16	41.03
1.80V	648.7	606.3	500.8	385.4	253.9	192.9	131.0	91.45	77.00	40.43
1.85V	527.9	500.2	430.2	343.8	231.6	177.2	121.4	85.30	72.00	37.80

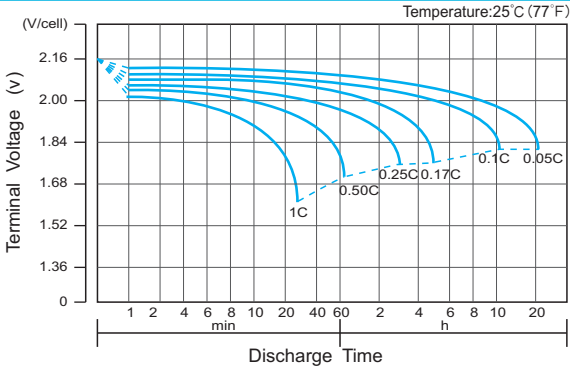
Constant Power Discharge Characteristics : WPC(25°C)

F.V/ Time	10min	15min	30min	1h	2h	3h	5h	8h	10h	20h
1.60V	1644	1415	1096	816.9	527.6	396.1	269.3	188.3	159.0	83.48
1.65V	1603	1387	1081	808.1	523.0	393.8	267.4	187.5	157.9	82.87
1.70V	1520	1333	1050	792.7	514.2	387.3	265.1	185.6	156.7	82.26
1.75V	1378	1239	1001	766.5	503.1	380.8	260.9	183.7	155.2	81.46
1.80V	1186	1123	948.2	742.3	492.4	374.3	256.3	181.0	152.8	80.24
1.85V	981.9	941.3	821.5	663.5	450.2	345.6	238.7	169.4	143.6	75.39

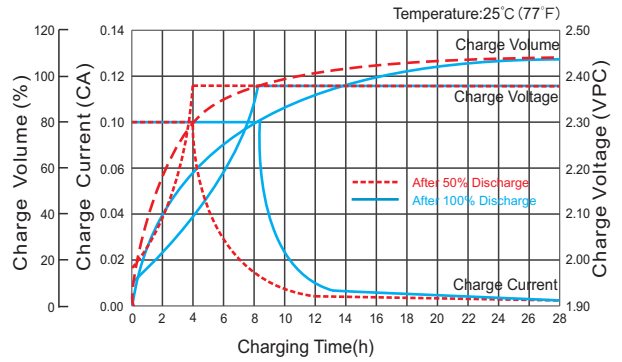
(Note) The above characteristics data are average values obtained within three charge/discharge cycle not the minimum values.

The battery must be fully charged before the capacity test. The C₁₀ should reach 95% after the first cycle and 100% after the third cycle.

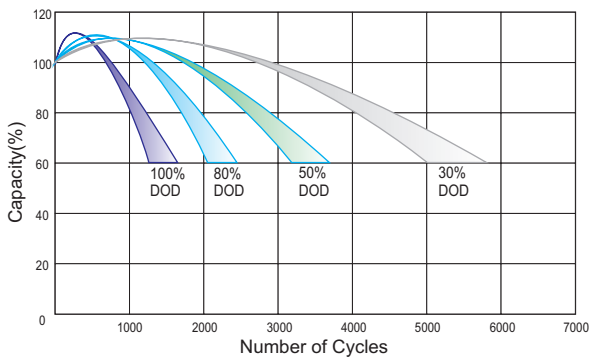
Discharge Characteristics Curve



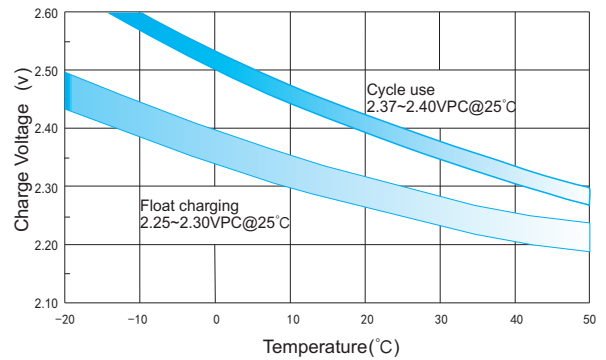
Charge Characteristic Curve for Cycle Use(IU)



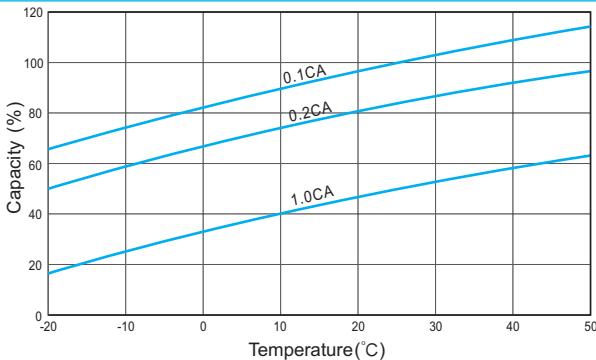
Cycle Life in Relation to Depth of Discharge



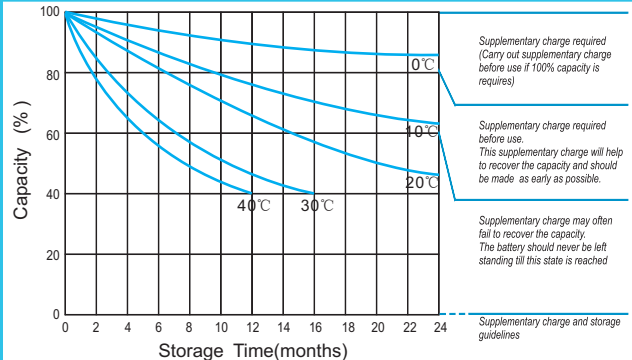
Relationship Between Charging Voltage and Temperature



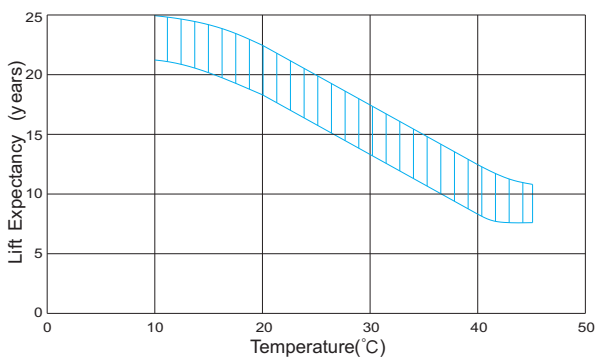
Temperature Effects on Capacity



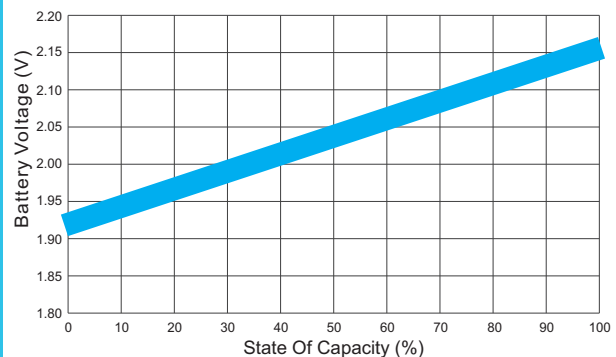
Storage Characteristics



Effect of Temperature on Long Term Life



Relationship of OCV And State of Charge(20°C)



(Note) All above information shall be changed without prior notice, Ritar reserves the right to explain and update the latest information.