




OPzV2-250(2V250Ah)



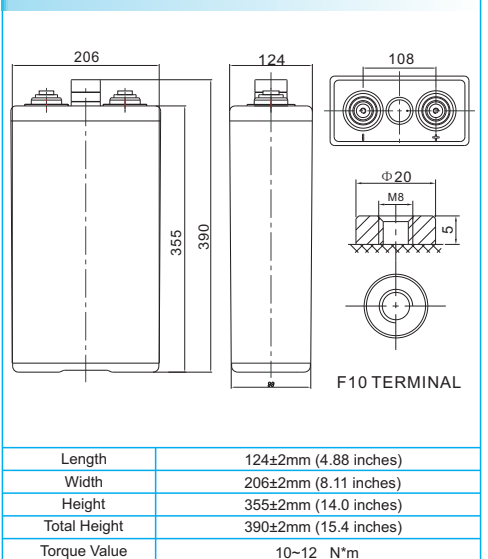
OPzV series is Valve Regulated Lead Acid battery that adopts immobilized GEL and Tubular Plate technology to offer high reliability and performance. The Battery is designed and manufactured according to DIN standards and with die-casting positive grid and patented formula of active material OPzV series exceeds DIN standard values with more than 25 years floating design life at 25 °C and It is the best solution for cyclic use under extreme operating conditions.



Specification

Cells Per Unit	1
Voltage Per Unit	2
Nominal Capacity	250Ah@10hr-rate to 1.80V per cell @25°C
Weight	Approx. 19.5Kg (Tolerance±3.0%)
Internal Resistance	Approx. 0.9 mΩ
Terminal	F10(M8)
Max. Discharge Current	1200A (5 sec)
Design Life	25 years
Max. Charging Current	50.0 A
Reference Capacity	C3 191.9AH C5 217.1AH C10 250.0AH C20 266.4AH
Float Charging Voltage	2.25 V~2.30 V @ 25°C Temperature Compensation: -3mV/°C/Cell
Cycle Use Voltage	2.37 V~2.40 V @ 25°C Temperature Compensation: -4mV/°C/Cell
Operating Temperature Range	Discharge: -40°C~60°C Charge: -20°C~50°C Storage: -40°C~60°C
Normal Operating Temperature Range	25°C±5°C
Self Discharge	RITAR Valve Regulated Lead Acid (VRLA) batteries can be stored for up to 6 months at 25°C and then recharging is recommended. Monthly Self-discharge ratio is less than 2% at 20°C. Please charged batteries before using.
Container Material	A.B.S. UL94-HB, UL94-V0 Optional.

Dimensions



Constant Current Discharge Characteristics : A(25°C)

F.V/ Time	10min	15min	30min	1h	2h	3h	5h	8h	10h	20h
1.60V	393.2	314.7	214.2	141.5	90.26	67.21	45.15	31.19	26.13	13.72
1.65V	375.6	303.4	209.2	139.4	88.89	66.46	44.78	30.94	25.88	13.58
1.70V	350.5	288.4	201.7	135.7	87.40	65.22	44.03	30.56	25.75	13.52
1.75V	311.6	263.3	190.4	130.1	85.28	63.98	43.41	30.19	25.38	13.32
1.80V	263.8	235.7	177.9	125.1	82.42	62.62	42.54	29.69	25.00	13.13
1.85V	214.8	194.3	152.8	111.6	75.20	57.54	39.43	27.69	23.38	12.27

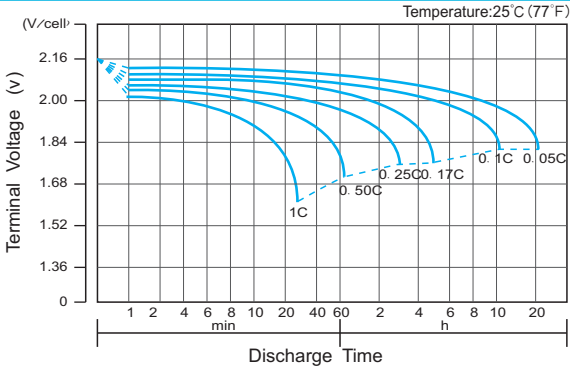
Constant Power Discharge Characteristics : WPC(25°C)

F.V/ Time	10min	15min	30min	1h	2h	3h	5h	8h	10h	20h
1.60V	668.3	550.4	389.5	265.2	171.3	128.6	87.44	61.13	51.63	27.10
1.65V	652.0	539.1	384.5	262.4	169.8	127.8	86.81	60.88	51.25	26.91
1.70V	618.1	517.8	373.2	257.4	167.0	125.7	86.07	60.25	50.88	26.71
1.75V	560.3	481.4	355.7	248.9	163.3	123.6	84.70	59.63	50.38	26.45
1.80V	482.4	436.3	336.9	241.0	159.9	121.5	83.21	58.76	49.63	26.05
1.85V	399.5	366.1	291.8	215.4	146.2	112.2	77.49	55.01	46.63	24.48

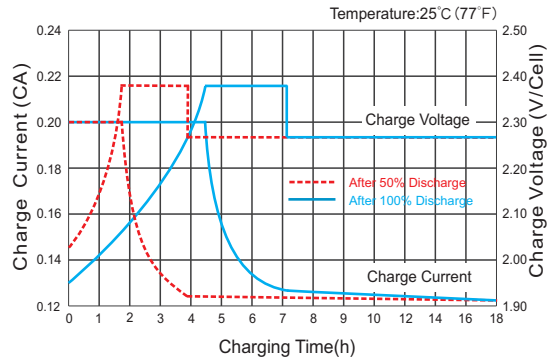
(Note) The above characteristics data are average values obtained within three charge/discharge cycle not the minimum values.

The battery must be fully charged before the capacity test. The C₁₀ should reach 95% after the first cycle and 100% after the third cycle.

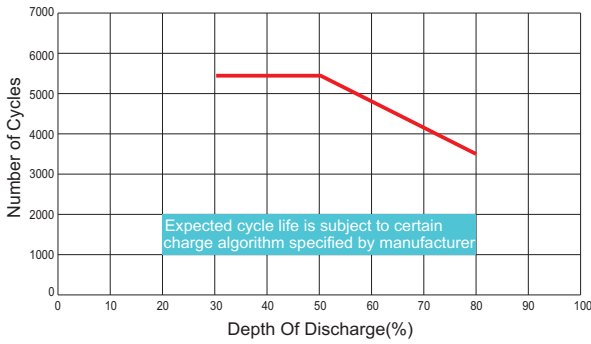
Discharge Characteristics Curve



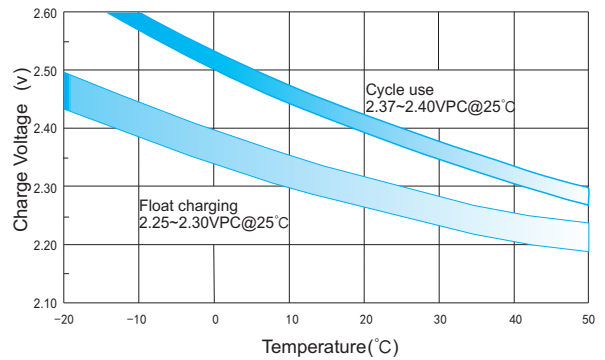
Charge Characteristic Curve for Cycle Use(IUU)



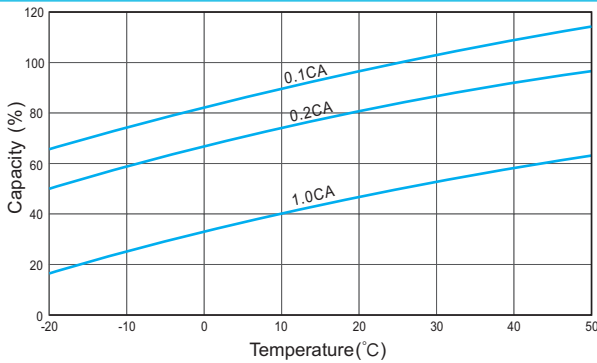
Cycle Life in Relation to Depth of Discharge



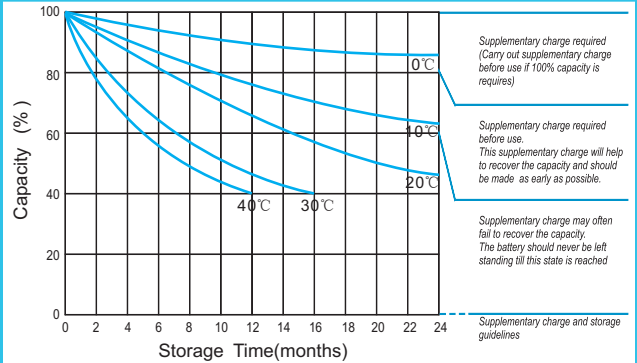
Relationship Between Charging Voltage and Temperature



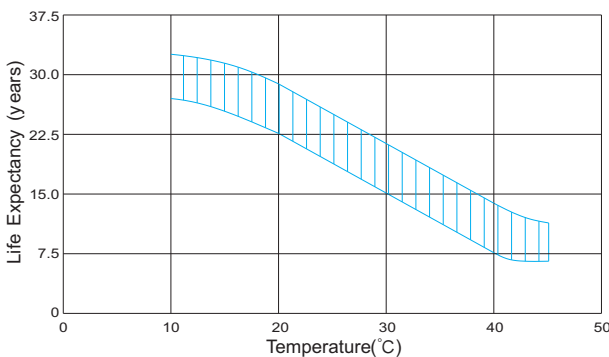
Temperature Effects on Capacity



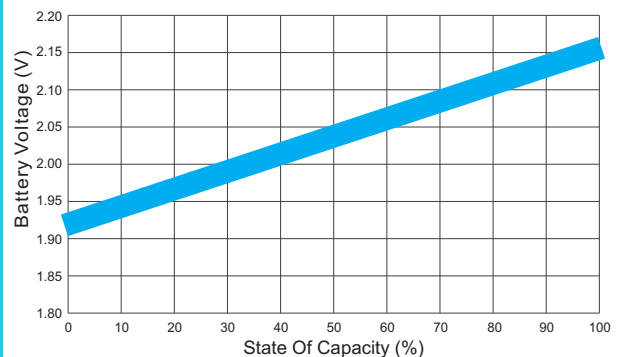
Storage Characteristics



Effect of Temperature on Long Term Life



Relationship of OCV And State of Charge(20°C)



(Note) All above information shall be changed without prior notice, Ritar reserves the right to explain and update the latest information.