



RB20



Voltage: 12.8V | Capacity: 20 Ah | Energy: 256 Wh

LITHIUM IRON PHOSPHATE BATTERY **LiFePO4**

ELECTRICAL SPECIFICATIONS

Nominal Voltage	12.8 V
Nominal Capacity	20 Ah
Resistance	≤60 mΩ @ 50% SOC
Efficiency	99%
Self Discharge	<3% per Month
Maximum Batteries Connected in Series	3

DISCHARGE SPECIFICATIONS

Maximum Continuous Discharge Current	20 A
Peak Discharge Current	40 A (7.5 s ±2.5 s)
Discharge Over-Current Protection	70 A ±10 A (20 ±5 ms)
Recommended Low Voltage Disconnect	11.0 V
BMS Discharge Voltage Cut-Off	8.0 V (2.0 ±0.08 vpc) (140 ±60 ms)
Reconnect Voltage	10.0 V (2.5 ±0.10 vpc)
Short Circuit Protection Response Time	200-500 μs

TEMPERATURE SPECIFICATIONS

Discharge Temperature	-4 to 140 °F (-20 to 60 °C)
Charge Temperature*	-4 to 113 °F (-20 to 45 °C)
Recommended Storage Temperature	23 to 95 °F (-5 to 35 °C)
BMS High Temperature Cut-Off	158 °F (70 °C)
Reconnect Temperature	122 °F (50 °C)

*Refer to charge currents below 32°F (0°C)

MECHANICAL SPECIFICATIONS

Dimensions (L x W x H)	7.1 x 3.0 x 6.7" 181 x 76 x 169 mm
Weight	5.6 lbs (2.55 kg)
Terminal Type	M6 x 1 x 12mm
Terminal Torque	35 - 44 in-lbs (4 - 5 N-m)
Case Material	ABS
Enclosure Protection	IP66
Cell Type - Chemistry	Cylindrical - LiFePO ₄

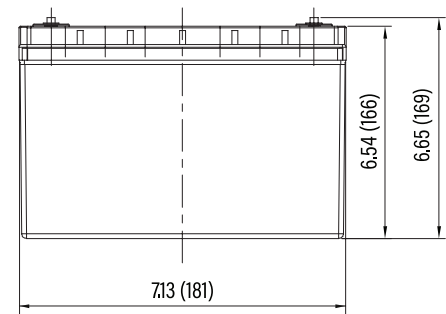
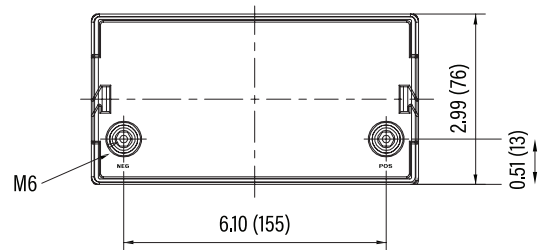
CHARGE SPECIFICATIONS

Recommended Charge Current	1 A - 10 A
Maximum Continuous Charge Current	20 A
Charge Current 14 to 32 °F (-10 to 0 °C)	≤0.1 C (10 A)
Charge Current -4 to 14 °F (-20 to -10 °C)	≤0.05 C (5 A)
Recommended Charge Voltage	14.2 V - 14.6 V
BMS Charge Voltage Cut-Off	15.2 V (3.8 ±0.025 vpc) (11 ±0.4 s)
Reconnect Voltage	14.4 V (3.6 ±0.050 vpc)
Balancing Voltage	14.4 V (3.6 ±0.025 vpc)

COMPLIANCE SPECIFICATIONS

Certifications	UN38.3, UKCA & CE (battery) UL1642 (cells) (File# MH64523) IEC62133 (cells)
Shipping Classification	UN 3480, CLASS 9

DIMENSIONAL SPECIFICATIONS





RB20

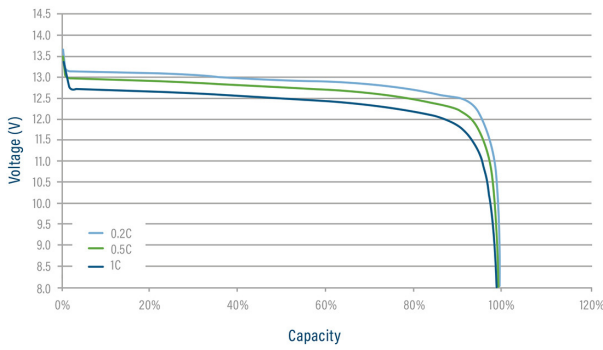
IEEE/UL Battery
Sizing by
MooreU
610-952-6067
www.mooreu.com

Voltage: 12.8V | Capacity: 20 Ah | Energy: 256 Wh

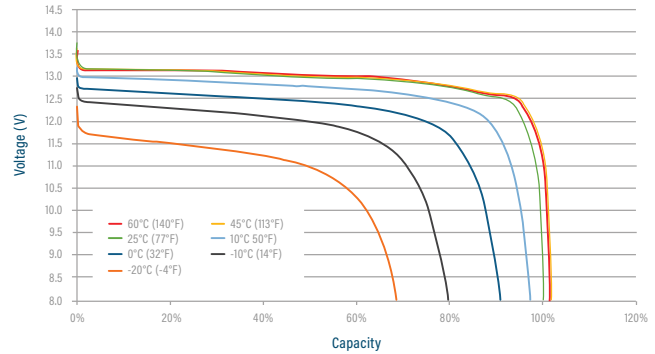
LITHIUM IRON PHOSPHATE BATTERY **LiFePO4**

TYPICAL LITHIUM IRON PHOSPHATE CHARACTERISTICS*

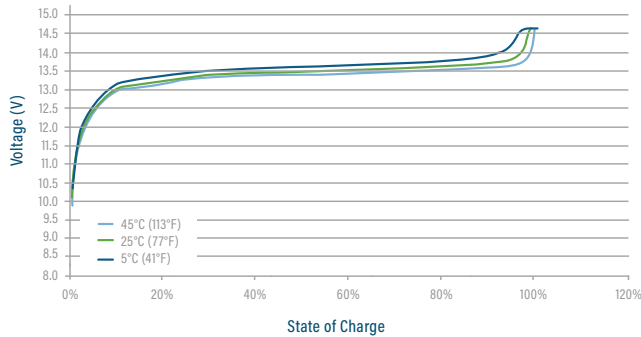
DISCHARGE VOLTAGE CHARACTERISTICS AT VARIOUS RATES
25°C (77°F)



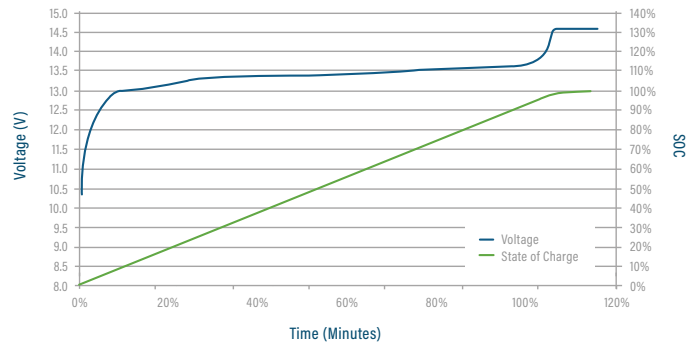
DISCHARGE VOLTAGE CHARACTERISTICS AT VARIOUS TEMPERATURES
DISCHARGE 1C



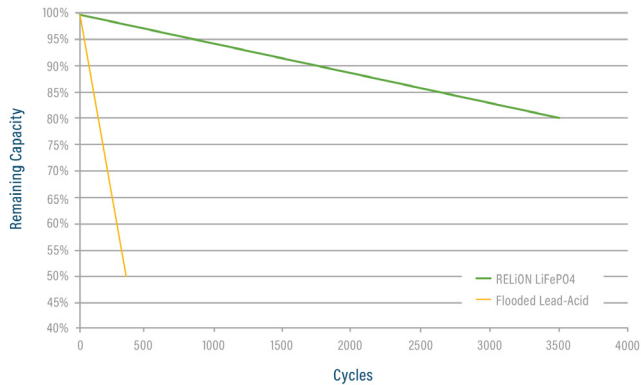
CHARGE VOLTAGE CHARACTERISTICS AT VARIOUS RATES
CHARGE 0.2C



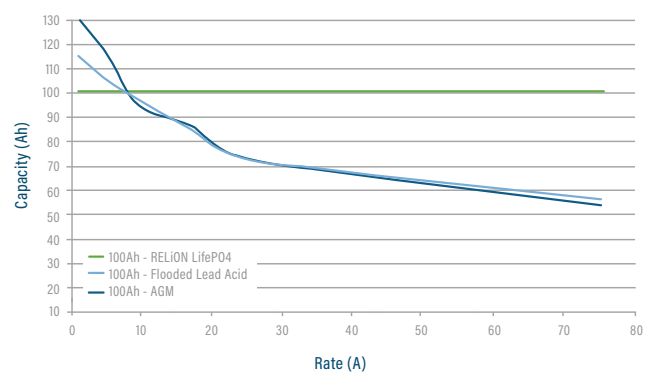
CHARGE VOLTAGE AND STATE OF CHARGE (SOC)
CHARGE 0.2C @ 25°C (77°F)



CYCLE LIFE VS. DEPTH OF DISCHARGE (DOD) AT 80%
DISCHARGE 0.5C/CHARGE 0.5C @ 25°C (77°F)



CAPACITY OF RELiON LiFePO4 vs. LEAD ACID
at VARIOUS RATES OF DISCHARGE



*Performance between applications and batteries may vary. All results should be independently verified by customer.

