

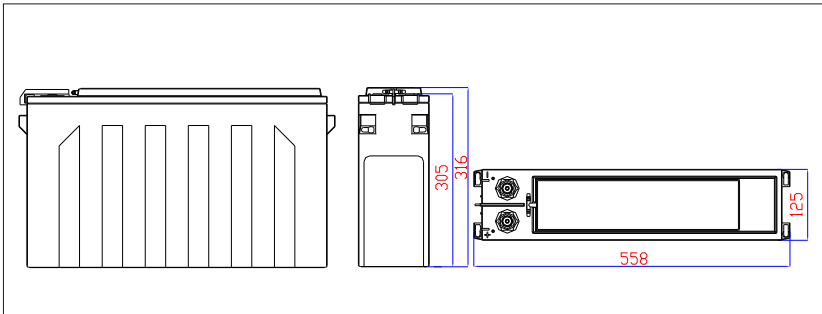
**Model: 12NDT200S**



The Acme T range of front access VRLA batteries has been specifically designed for applications using 19" and 23" cabinets, especially telecoms. Reliability is assured with the patented post seal and a state-of-the-art design developed to comply with the latest IEC, British and Telcordia standards. A 12+ years design life and centralised venting system add to the suitability and flexibility of this superior range.



**Dimensions-mm**



**Specifications**

Battery Model	12NDT200S
Nominal Voltage	12V
Rated Capacity	200Ah (10 hour rate) to 1.80V/cell @25°C(77°F)
Typical Weight	59.1 kg
Internal Resistance	Approx 4.27mΩ
Temperature Ranges	Operation (maximum): -40°C to 55°C(-40°F to 131°F)
	Operation (recommended): 15°C to 25°C(59°F to 77°F)
	Storage: -20°C to 40°C(-4°F to 104°F)
Float Voltage	2.25V/cell@25°C(77°F)
Recommended Maximum Charging Current Limit	50.0 A
Equalize and Cycle Service	2.35V/cell@25°C(77°F)
Self Discharge	The residual capacity is above 91% after 90 days storage(25°C/77°F)
Terminal	M6 Female
Terminal Hardware Torque	8~10Nm
Container Material	ABS (V0 optional)

IEEE/UL Battery  
Sizing by  
**MooreU**  
610-952-6067  
www.mooreu.com

**Constant Current Discharge Characteristics Units: Amperes (25°C, 77°F)**

End voltage per cell	5MIN	15MIN	30MIN	45MIN	1HR	2HR	3HR	4HR	5HR	6HR	8HR	10HR	12HR	20HR	24HR
1.60V	546	333	219	166.3	135.1	79.0	56.7	44.5	36.8	31.4	24.5	21.9	18.6	13.2	11.3
1.67V	504	324	216	164.5	133.8	78.3	56.1	44.1	36.4	31.2	24.3	21.8	18.6	13.1	11.2
1.70V	488	315	212	162.5	132.6	78.1	56.1	44.1	36.4	31.1	24.2	21.6	18.4	12.9	11.0
1.75V	445	286	200	156.9	130.5	77.9	56.0	44.0	36.3	30.9	24.0	20.9	17.4	11.1	8.95
1.80V	369	257	188	151.7	127.9	77.8	55.9	43.8	36.2	30.7	23.3	20.0	17.1	10.8	8.98
1.83V	344	244	180	146.0	123.5	77.6	55.5	43.6	36.0	30.5	22.8	19.6	16.9	10.4	8.70
1.85V	326	231	171	138.7	117.6	74.4	54.7	43.1	35.4	29.9	22.6	19.5	16.1	9.59	7.89

**Discharge Data with Constant Power Units: Watts per cell (25°C, 77°F)**

End voltage per cell	5MIN	15MIN	30MIN	45MIN	1HR	2HR	3HR	4HR	5HR	6HR	8HR	10HR	12HR	20HR	24HR
1.60V	943	620	420	322.7	263.9	156.3	113.0	89.0	74.6	63.2	49.4	44.31	37.90	24.53	21.04
1.67V	887	594	409	316.5	260.2	155.8	112.8	88.9	74.5	63.1	49.2	43.96	37.44	23.83	20.28
1.70V	858	578	401	312.2	257.8	155.6	112.8	88.8	74.3	62.9	49.2	43.78	37.16	23.31	19.70
1.75V	792	537	381	301.9	252.1	154.7	112.7	88.6	74.1	62.8	48.9	43.07	36.15	21.66	17.92
1.80V	668	479	357	290.5	246.9	154.7	112.5	88.5	73.9	62.6	47.8	41.25	33.88	19.75	16.99
1.83V	628	457	344	281.4	240.0	153.8	111.4	88.3	73.8	62.4	47.2	40.68	33.40	18.41	15.69
1.85V	600	437	330	270.6	231.2	149.1	110.6	87.6	72.3	61.3	46.6	40.33	33.23	17.23	14.77

stored energy solutions for a demanding world

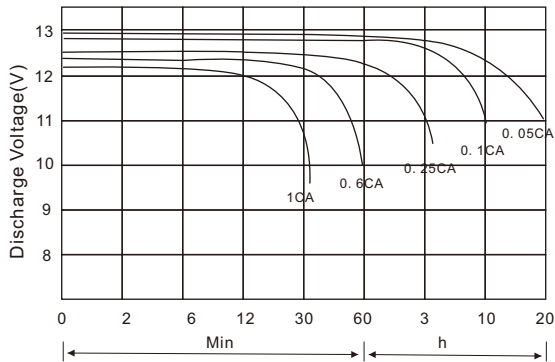
**NARADA**

Model: **12NDT200S**

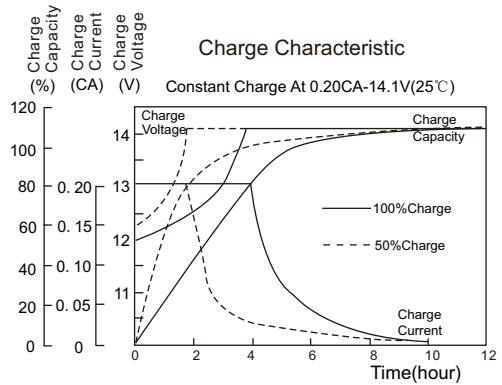
IEEE/UL Battery  
Sizing by  
**MooreU**  
610-952-6067  
www.mooreu.com

**Acme**

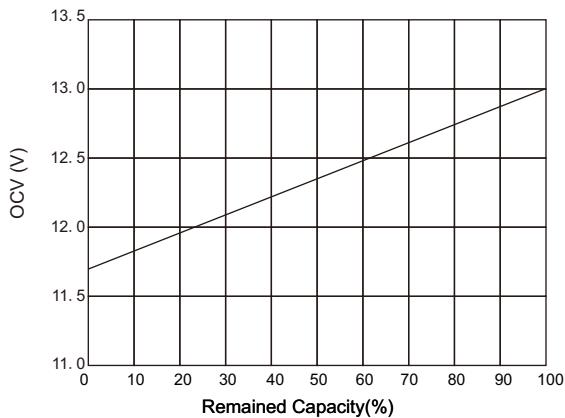
Terminal Voltage(V) Vs. Discharge Time (25°C, 77°F)



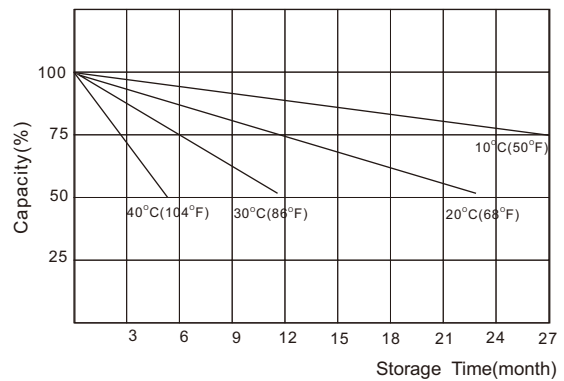
Battery Voltage Vs. Charge Time



Relationship of OCV Vs. State of Charge



Capacity Retention Characteristic



**Charging Procedures**

Application	Charge Voltage (V/Cell)			Max. Charge Current
	Temperature	Set Point	Allowable Range	
Cycle	25°C	2.40	2.35~2.40	0.25C
Standby	25°C	2.25	2.23~2.27	

**Discharge Current VS. Discharge Voltage**

Final Discharge Voltage V/Cell	1.80	1.70	1.55	1.30
Discharge Current (A)	0.2C ≥ (A)	0.2C < (A) < 0.5C	0.5C < (A) < 1.0C	(A) > 1.0C

**NARADA POWER SOURCE CO.,LTD.**  
9F, Building A, No. 50 Zijinghua Road, Hangzhou, China  
Tel: +86-571-28827013 Fax: +86-571-28828290  
Website: www.naradabattery.com E-mail: intl@narada.biz

**NARADA ASIA PACIFIC PTE. LTD.**  
Block 9 Khaki Bukit Road 1 #02-10 Eunos Technolink,  
Singapore 415938  
Tel: +65-6848 1191 Fax: +65-6749 3498  
Website: www.narada-ap.com Email: sales@narada-ap.com

**NARADA EUROPE (UK) LIMITED**  
Spectrum House, Dunstable Road, Redbourn,  
St. Albans, Herts AL3 7PR  
Tel: +44 (0)845 371 7095 Fax: +44 (0)845 612 2031  
E-mail: sales@naradaeurope.com

