

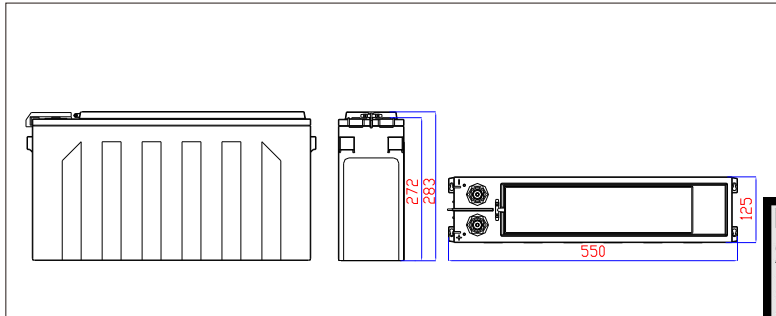
Model: 12NDT150S



The Acme T range of front access VRLA batteries has been specifically designed for applications using 19" and 23" cabinets, especially telecoms. Reliability is assured with the patented post seal and a state-of-the-art design developed to comply with the latest IEC, British and Telcordia standards. A 12+ years design life and centralised venting system add to the suitability and flexibility of this superior range.



Dimensions-mm



Specifications

Battery Model	12NDT150S
Nominal Voltage	12V
Rated Capacity	150Ah (10 hour rate) to 1.80V/cell @25°C(77°F)
Typical Weight	48.0 kg
Internal Resistance	Approx 5.17mΩ
Temperature Ranges	Operation (maximum): -40°C to 55°C(-40°F to 131°F)
	Operation (recommended): 15°C to 25°C(59°F to 77°F)
	Storage: -20°C to 40°C(-4°F to 104°F)
Float Voltage	2.25V/cell@25°C(77°F)
Recommended Maximum Charging Current Limit	37.5 A
Equalize and Cycle Service	2.35V/cell@25°C(77°F)
Self Discharge	The residual capacity is above 91% after 90 days storage(25°C/77°F)
Terminal	M6 Female
Terminal Hardware Torque	8~10Nm
Container Material	ABS (V0 optional)

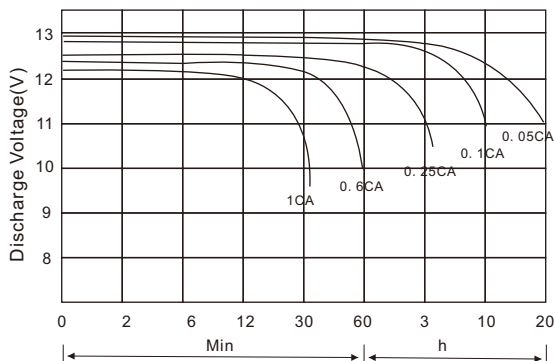
Constant Current Discharge Characteristics Units: Amperes (25°C, 77°F)

End voltage per cell	5MIN	15MIN	30MIN	45MIN	1HR	2HR	3HR	4HR	5HR	6HR	8HR	10HR	12HR	20HR	24HR
1.60V	420	231	148	114	91.4	55.1	40.5	33.3	27.9	24.0	19.0	15.7	13.4	8.96	7.75
1.67V	386	226	146	112	91.2	54.7	40.0	32.9	27.5	23.7	18.7	15.5	13.1	8.77	7.53
1.70V	369	223	145	111	91.1	54.6	39.9	32.7	27.4	23.6	18.5	15.3	13.1	8.70	7.43
1.75V	340	216	144	110	90.2	54.5	39.8	32.6	27.2	23.3	18.4	15.1	13.0	8.59	7.29
1.80V	306	192	134	105	87.8	53.8	39.7	32.3	27.0	23.2	18.2	15.0	13.0	7.72	6.42
1.83V	274	182	129	102	85.8	53.7	39.2	32.2	26.9	23.1	18.1	14.8	12.9	7.61	6.33
1.85V	267	175	124	99.0	83.2	52.4	38.9	32.1	26.8	23.0	17.9	14.6	12.9	7.49	6.22

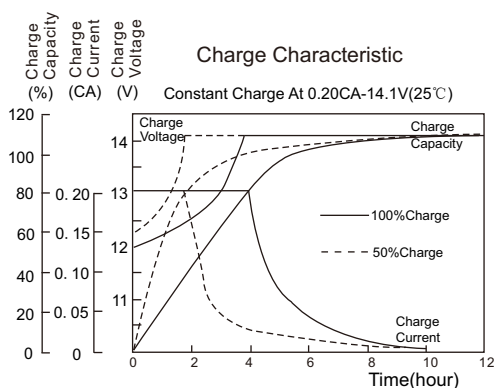
Discharge Data with Constant Power Units: Watts per cell (25°C, 77°F)

End voltage per cell	5MIN	15MIN	30MIN	45MIN	1HR	2HR	3HR	4HR	5HR	6HR	8HR	10HR	12HR	20HR	24HR
1.60V	741	426	286	223	184	115	82.8	68.0	56.6	48.6	37.9	31.1	26.4	16.7	14.2
1.67V	688	419	284	221	182	113	82.1	67.4	56.1	48.2	37.6	30.9	26.2	16.4	13.8
1.70V	656	414	283	220	181	112	81.5	67.0	55.7	47.8	37.4	30.8	26.1	16.2	13.6
1.75V	604	402	279	218	180	111	81.2	66.9	55.5	47.7	37.1	30.6	26.0	16.1	13.5
1.80V	563	369	262	208	175	110	80.6	66.8	55.1	47.4	37.0	30.1	25.3	15.4	12.9
1.83V	507	347	252	203	172	109	80.2	66.1	54.6	47.3	36.5	29.5	24.9	15.2	12.5
1.85V	506	346	249	199	167	105	77.8	64.1	53.5	46.0	35.9	29.4	24.7	14.4	11.8

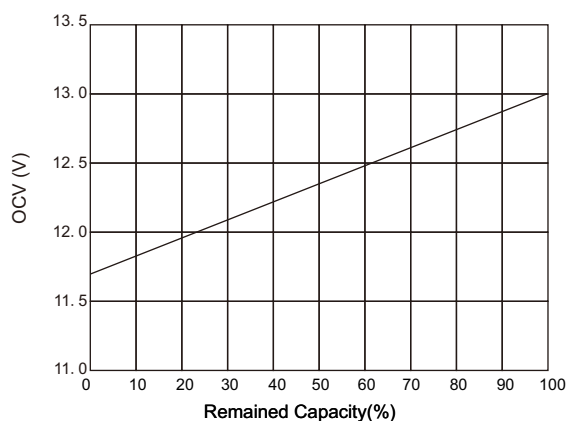
Terminal Voltage(V) Vs. Discharge Time (25°C, 77°F)



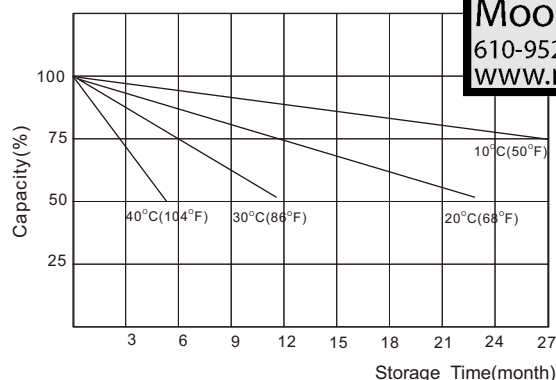
Battery Voltage Vs. Charge Time



Relationship of OCV Vs. State of Charge



Capacity Retention Characteristic



IEEE/UL Battery Sizing by MooreU
610-952-6067
www.mooreu.com

Charging Procedures

Application	Charge Voltage (V/Cell)			Max. Charge Current
	Temperature	Set Point	Allowable Range	
Cycle	25°C	2.40	2.35~2.40	0.25C
Standby	25°C	2.25	2.23~2.27	

Discharge Current VS. Discharge Voltage

Final Discharge Voltage V/Cell	1.80	1.70	1.55	1.30
Discharge Current (A)	0.2C ≥ (A)	0.2C < (A) < 0.5C	0.5C < (A) < 1.0C	(A) > 1.0C

NARADA POWER SOURCE CO.,LTD.
9F, Building A, No. 50 Zijianghua Road, Hangzhou, China
Tel: +86-571-28827013 Fax: +86-571-28828290
Website: www.naradabattery.com E-mail: intl@narada.biz

NARADA ASIA PACIFIC PTE. LTD.
Block 9 Khaki Bukit Road 1 #02-10 Eunos Technolink,
Singapore 415938
Tel: +65-6848 1191 Fax: +65-6749 3498
Website: www.narada-ap.com Email: sales@narada-ap.com

NARADA EUROPE (UK) LIMITED
Spectrum House, Dunstable Road, Redbourn,
St. Albans, Herts AL3 7PR
Tel: +44 (0)845 371 7095 Fax: +44 (0)845 612 2031
E-mail: sales@naradaeurope.com

