



GP Series

GP 1272F2 (12V 25W) Datasheet

12V Top Terminal VRLA-AGM

Specifications

Voltage (Vdc)	12
Nominal Capacity (1.67 VPC @25°C)	24.5W@15Min-rate
Watts Per Cell (30-Sec 1.67 VPC @ 25°C)	--
Watts Per Cell (5-Min 1.67 VPC @ 25°)	48.9
Watts Per Cell (15-Min 1.67 VPC @ 25°)	24.5
Max Charge Current (A)	2.5
Max Discharge Current (A)	130 *
Short Circuit Current (A)	160
Internal Resistance (mΩ)	Approx. 25.8 mΩ
Terminal Type	F2 terminal -Faston Tab 250 *
Terminal Torque	--
Container Material	ABS (UL 94-HB) & Flame Retardant (94-V0) available upon request.
Weight (kg. / lb., Approx.)	1.84 / 4.06
Length (L) (mm / in)	150.9±2.0 / 5.94±0.08
Width (W) (mm / in)	64.8±1.0 / 2.55±0.04
Height (H) (mm / in)	98.6±1.0 / 3.88±0.04
Design Life	Up to 5 Years in Standby Service at 25°C Eurobat (20°C): 3-5 Years Standard Commercial Nominal: 25°C (77°F)
Operating Temperature	Discharge: -15°C - 50°C (5°F-122°F) Charge/Storage: -15°C - 40°C (5°F - 104°F)
Float Charging Voltage	13.5 - 13.8 Vdc/battery 25°C (77°F)
Eq. Charging Voltage	14.4 - 15.0 Vdc/battery 25°C (77°F)
Self-Discharge	Less than 10% after 90 days, can be stored up to 6 months at 25°C (77°F); Fully recharging is required before usage, and charged sooner if stored at higher temperature than 25°C (77°F).



Valve Regulated Lead Acid
(VRLA) Battery

Maintenance-Free, Absorbent
Glass Mat (AGM) Technology for
Efficient Gas Recombination of
up to 99%

Pure Lead Construction and
Proprietary Elements

Designed for Float Service
Standby Power Applications

Built in Accordance with IEC
61056-1/2:2012 and UL1989
Recognized (MH14533)





GP Series

GP 1272F2 (12V 25W) Datasheet

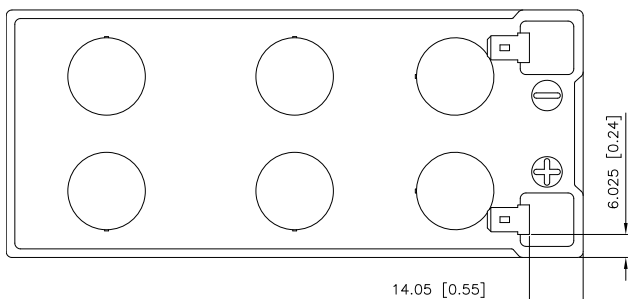
12V Top Terminal VRLA-AGM

Constant Current Discharge Characteristics Unit: A (25°C, 77°F)

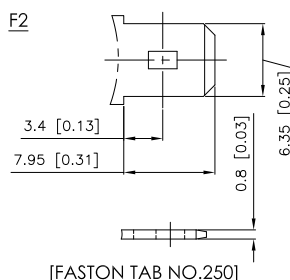
F.V/Time	2MIN	4MIN	5MIN	6MIN	8MIN	10MIN	15MIN	20MIN	30MIN	45MIN	60MIN	90MIN
10.02V (1.67 VPC)	44.1	31.5	27.4	24.4	20.1	17.2	12.7	10.2	7.40	5.34	4.24	3.06
10.50V (1.75 VPC)	38.0	28.2	24.9	22.5	19.0	16.3	12.3	9.9	7.25	5.25	4.18	3.02
10.80V (1.80 VPC)	33.6	25.5	22.8	20.8	17.7	15.3	11.7	9.5	7.04	5.12	4.08	2.97

Constant Power Discharge Characteristics Unit: W (25°C, 77°F)


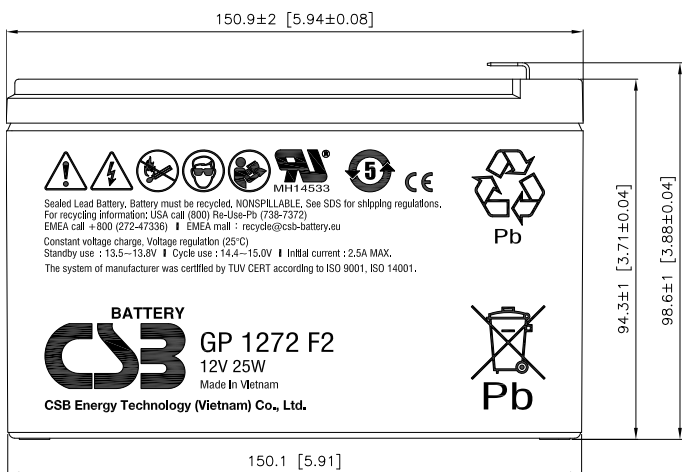
F.V/Time	2MIN	4MIN	5MIN	6MIN	8MIN	10MIN	15MIN	20MIN	30MIN	45MIN	60MIN	90MIN
10.02V (1.67 VPC)	454	332	293	264	221	189	141	114	84.6	61.9	49.6	36.3
10.50V (1.75 VPC)	401	306	272	248	210	181	138	112	83.3	61.1	49.1	36.0
10.80V (1.80 VPC)	368	284	254	232	197	172	133	108	81.3	59.9	48.2	35.5



Detail A Drawing(3:1)



[FASTON TAB NO.250]



* F1 terminal is available, Max Discharge Current = 100 A

