

UPS Series

UPS 123606 Datasheet

12V Top Terminal VRLA-AGM

Specifications

Voltage (Vdc)	12
Nominal Capacity (9.60V per PCS @ 25°C)	360W @5min-rate
Watts Per Cell (30-Sec 1.67 VPC @ 25°C)	--
Watts Per Cell (5-Min 1.67 VPC @ 25°)	57.83
Watts Per Cell (15-Min 1.67 VPC @ 25°)	27.83
Max Charge Current (A)	3.00
Max Discharge Current (A)	130 *
Short Circuit Current (A)	325
Internal Resistance (mΩ)	Approx. 20.70
Terminal Type	F2 terminal -Faston Tab 250 *
Terminal Torque	--
Container Material	ABS (UL 94-HB) & Flame Retardant (94-V0) available upon request
Weight (kg. / lb., Approx.)	1.97 / 4.34
Length (L) (mm / in)	150.9±2.0 / 5.94±0.08
Width (W) (mm / in)	51.0±1.0 / 2.01±0.04
Height (H) (mm / in)	98.6±1.0 / 3.88±0.04
Design Life	Up to 5 Years in Standby Service at 25°C Eurobat (20°C): 3-5 Years Standard Commercial
Operating Temperature	Nominal: 25°C (77°F) Discharge: -15°C - 50°C (5°F-122°F) Charge/Storage: -15°C - 40°C (5°F - 104°F)
Float Charging Voltage	13.5 - 13.8 Vdc/battery 25°C (77°F)
Eq. Charging Voltage	14.4 - 15.0 Vdc/battery 25°C (77°F)
Self-Discharge	Less than 10% after 90 days, can be stored up to 6 months at 25°C (77°F); Fully recharging is required before usage, and charged sooner if stored at higher temperature than 25°C (77°F).



Valve Regulated Lead Acid (VRLA) Battery

Maintenance-Free, Absorbent Glass Mat (AGM) Technology for Efficient Gas Recombination of up to 99%

Pure Lead Construction and Proprietary Elements

Designed for High-Rate UPS, Float Service Standby Power Applications

Built in Accordance with IEC 61056-1/2:2012 and UL1989 Recognized (MH14533)





UPS Series

UPS 123606 Datasheet


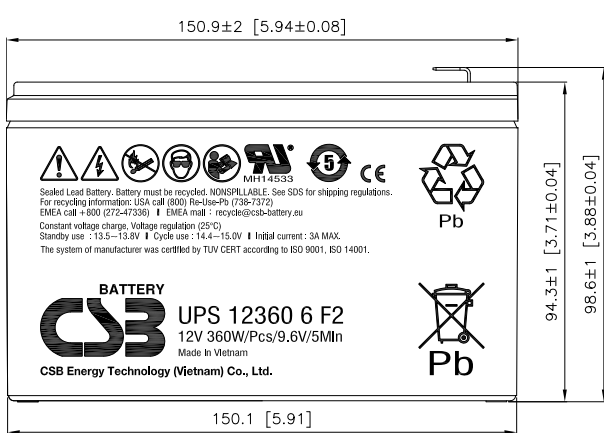
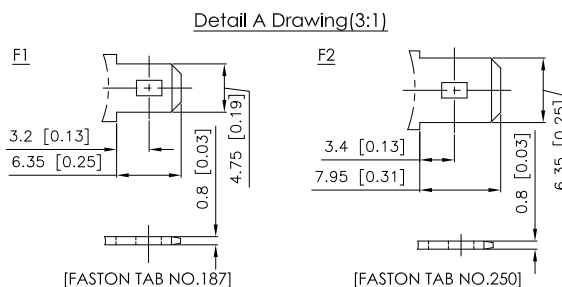
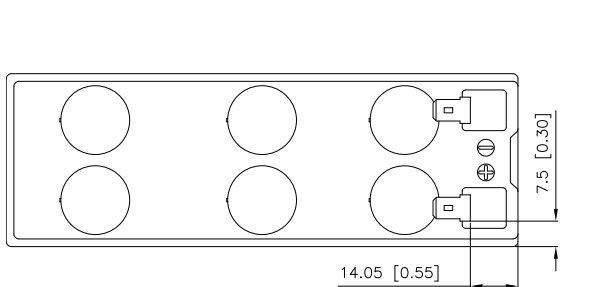
12V Top Terminal VRLA-AGM

Constant Current Discharge Characteristics Unit: A (25°C, 77°F)

F.V/Time	2MIN	4MIN	5MIN	6MIN	8MIN	10MIN	15MIN	20MIN	30MIN	45MIN	60MIN	90MIN
10.02V (1.67 VPC)	55.0	38.8	33.7	30.1	24.0	20.4	15.1	12.1	8.84	6.38	5.06	3.62
10.50V (1.75 VPC)	47.1	34.6	30.8	27.2	22.5	19.2	14.6	11.8	8.68	6.26	4.97	3.58
10.80V (1.80 VPC)	42.4	31.4	27.6	24.8	20.7	18.0	13.9	11.3	8.40	6.11	4.88	3.52

Constant Power Discharge Characteristics Unit: W (25°C, 77°F)

F.V/Time	2MIN	4MIN	5MIN	6MIN	8MIN	10MIN	15MIN	20MIN	30MIN	45MIN	60MIN	90MIN
10.02V (1.67 VPC)	529	388	347	308	254	218	167	134	99.1	72.4	58.0	42.3
10.50V (1.75 VPC)	472	364	319	287	238	210	159	132	98.2	71.7	57.3	41.7
10.80V (1.80 VPC)	423	330	293	264	225	199	154	126	96.0	70.3	56.4	41.2



* F1 terminal is available, Max Discharge Current = 100 A (5sec)

