



# RA12-55A(12V55Ah)

## Specification

<b>Cells Per Unit</b>	6
<b>Voltage Per Unit</b>	12
<b>Nominal Capacity</b>	55Ah@10hour-rate to 1.80V per cell @25°C
<b>Weight</b>	Approx. 17.5 Kg (Tolerance ±3.0%)
<b>Internal Resistance</b>	Approx. 6.0 mΩ
<b>Terminal</b>	F15(M6)/F11(M6)
<b>Max. Discharge Current</b>	550A (5 sec)
<b>Short Circuit Current</b>	1160A
<b>Design Life</b>	12 years (Float charging)
<b>Recommended Maximum Charging Current</b>	16.5 A
<b>Reference Capacity</b>	C3 42.7AH C5 46.9AH C10 55.0AH C20 58.2AH
<b>Standby Use Voltage</b>	13.6 V~13.8 V @ 25°C Temperature Compensation: -3mV/°C/Cell
<b>Cycle Use Voltage</b>	14.6 V~14.8 V @ 25°C Temperature Compensation: -4mV/°C/Cell
<b>Operating Temperature Range</b>	Discharge: -20°C~60°C Charge: 0°C~50°C Storage: -20°C~60°C
<b>Normal Operating Temperature Range</b>	25°C ±5°C
<b>Self Discharge</b>	RITAR Valve Regulated Lead Acid (VRLA) batteries can be stored for up to 6 months at 25°C and then recharging is recommended. Monthly Self-discharge ratio is less than 3% at 25°C. Please charge batteries before using.
<b>Container Material</b>	A.B.S. UL94-HB, UL94-V0 Optional.



RA series is a general purpose battery with 12 years design life in float service. It meets with IEC, JIS, BS and YDT standards. With advanced AGM valve regulated technology and high purity raw material, the RA series battery maintains high consistency for better performance and reliable standby service life. It is suitable for UPS/EPS, Telecom, power grid, medical equipment, emergency light and security system applications.



## Dimensions

Length	229±2mm (9.02 inches)
Width	138±2mm (5.43 inches)
Height	211±2mm (8.31 inches)
Total Height	216±2mm (8.50 inches)
Terminal	Value
M5	6~7 N*m
M6	8~10 N*m
M8	10~12 N*m

Unit: mm

### Constant Current Discharge Characteristics : A (25°C)

F.V/Time	5MIN	10MIN	15MIN	30MIN	1HR	2HR	3HR	4HR	5HR	8HR	10HR	20HR
1.60V	187.2	132.4	99.7	57.7	34.2	20.5	15.0	12.2	10.3	6.89	5.86	3.01
1.65V	180.4	128.5	97.1	56.4	33.6	20.2	14.8	12.1	10.2	6.82	5.81	2.98
1.70V	171.6	123.3	93.7	54.8	32.7	19.8	14.6	11.9	10.0	6.73	5.73	2.95
1.75V	160.3	116.6	89.2	52.6	31.6	19.3	14.2	11.6	9.83	6.61	5.63	2.91
1.80V	146.1	108.0	83.4	49.7	30.2	18.6	13.8	11.2	9.55	6.44	5.50	2.85
1.85V	128.6	97.3	76.2	46.1	28.3	17.7	13.15	10.8	9.18	6.23	5.33	2.78

### Constant Power Discharge Characteristics : WPC (25°C)

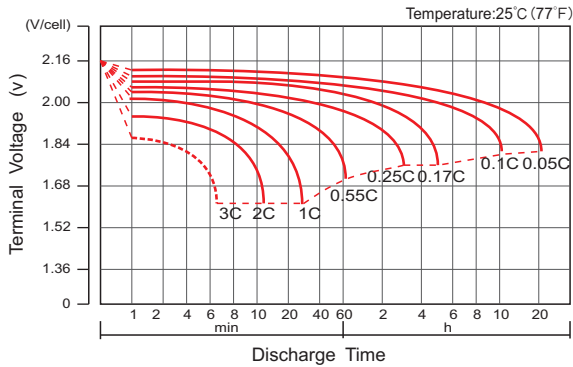
F.V/Time	5MIN	10MIN	15MIN	30MIN	1HR	2HR	3HR	4HR	5HR	8HR	10HR	20HR
1.60V	322.2	228.4	176.9	106.4	64.9	39.4	29.2	23.8	20.2	13.7	11.7	6.01
1.65V	318.8	227.5	175.9	105.6	64.4	39.1	29.0	23.6	20.1	13.6	11.6	5.97
1.70V	306.6	220.8	171.2	103.0	63.0	38.5	28.5	23.3	19.8	13.4	11.5	5.91
1.75V	291.6	212.5	165.4	99.9	61.2	37.6	27.9	22.9	19.4	13.2	11.3	5.83
1.80V	270.3	200.4	156.9	95.5	58.7	36.4	27.1	22.2	19.0	12.9	11.0	5.73
1.85V	242.1	183.7	145.3	89.4	55.5	34.9	26.0	21.4	18.3	12.5	10.7	5.58

(Note) The above characteristics data are average values obtained within three charge/discharge cycle not the minimum values.

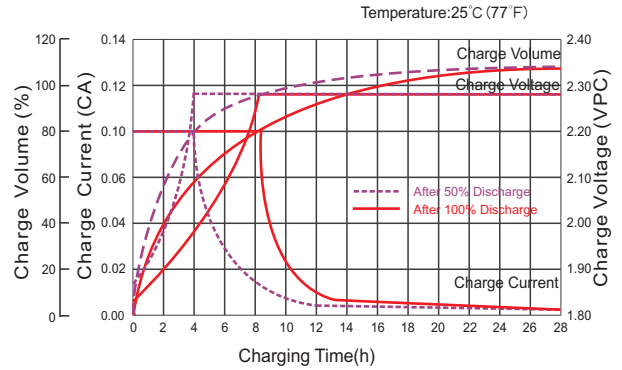
# RA12-55A(12V55Ah)



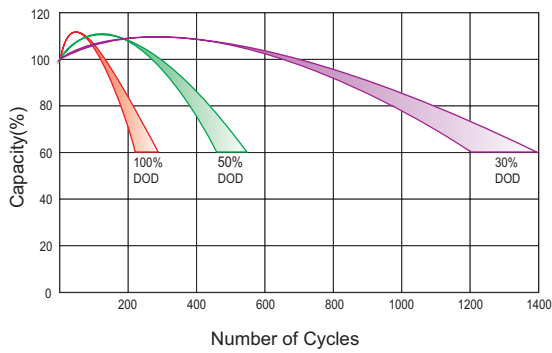
## Discharge Characteristics Curve



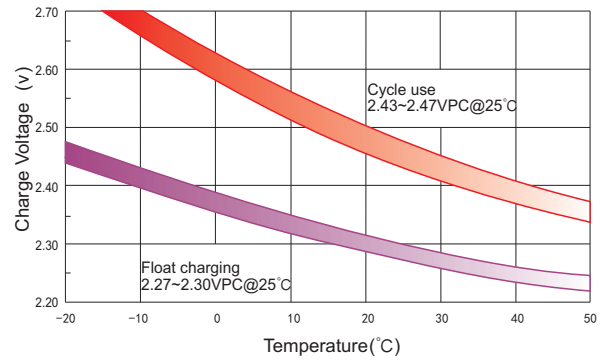
## Charge Characteristic Curve For Standby Use



## Cycle Life In Relation To Depth Of Discharge



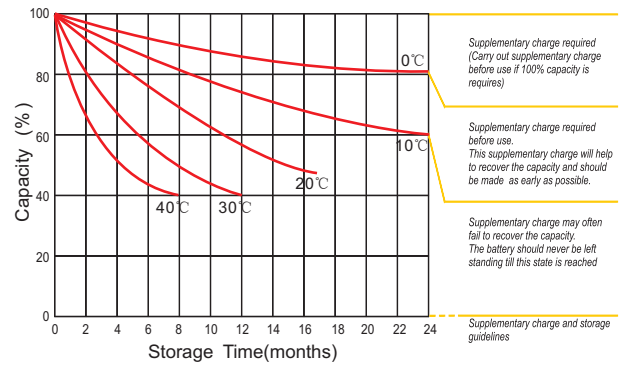
## Relationship Between Charging Voltage And Temperature



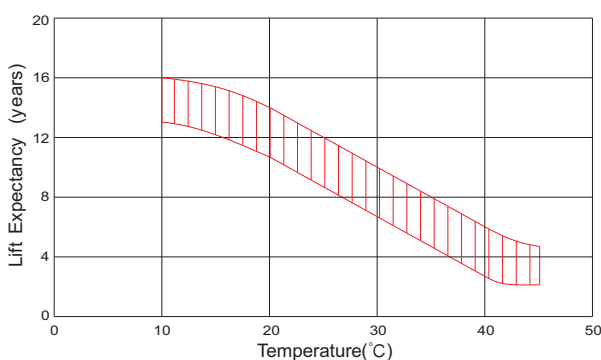
## Temperature Effects On Capacity



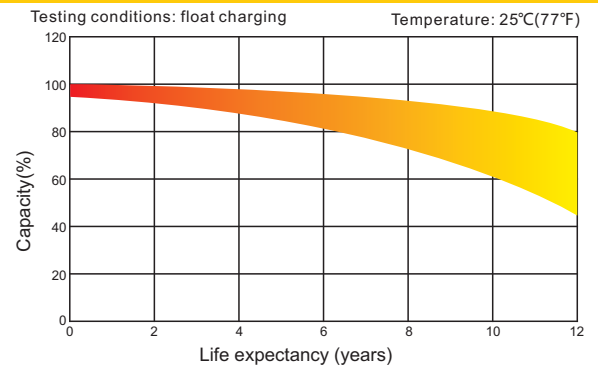
## Storage Characteristics



## Effect Of Temperature On Long Term Life



## Life Characteristics Of Standby Use



www.mooreu.com

For Battery Sales + EPA Battery Recycling and AC / DC Power Services, please contact:

**Moore & Moore Solutions, Inc.**  
 Phone: 484-302-7009  
 Email: mr@mooreu.com  
 www.MooreU.com