



EV6-200(6V200Ah)



Specification

Cells Per Unit	3
Voltage Per Unit	6
Capacity	200Ah@20hr-rate to 1.75V per cell @25°C
Weight	Approx. 30.0 Kg (Tolerance ±2%)
Internal Resistance	Approx. 2.4 mΩ
Terminal	F14(M8)
Max. Discharge Current	2000A (5 sec)
Cold Cranking Ampere(CCA)	720A
Maximum Charging Current	60.0A
Reference Capacity	C3 154.8AH
	C5 176.0AH
	C10 190.0AH
	C20 200.0AH
Float Charging Voltage	6.80 V~6.90 V @ 25°C Temperature Compensation: -3mV/°C/Cell
Cycle Use Voltage	7.30 V~7.40 V @ 25°C Temperature Compensation: -4mV/°C/Cell
Operating Temperature Range	Discharge: -20°C~60°C Charge: 0°C~50°C Storage: -20°C~60°C
Normal Operating Temperature Range	25°C ±5°C
Self Discharge	RITAR Valve Regulated Lead Acid (VRLA) batteries can be stored for up to 6 months at 25°C and then recharging is recommended. Monthly Self-discharge ratio is less than 3% at 25°C. Please charged batteries before using.
Container Material	A.B.S. UL94-HB, UL94-V0 Optional.



EV(Electric Vehicle) series is specially designed for frequent discharge deep cycle application. By using the specially designed active material, strong grids and thick plate construction, the EV series battery offers reliable performance in high load situations and could provide competitive cycle performance. Suitable for Electric Vehicle and Golf cart; Industrial equipment, Floor machines, Forklifts, Aerial lifts, and Robotics; Marine, RV, and no-idle solutions; Mobility and Medical equipment; and most outdoor application.



ISO 9001



ISO 14001



OHSAS 18001

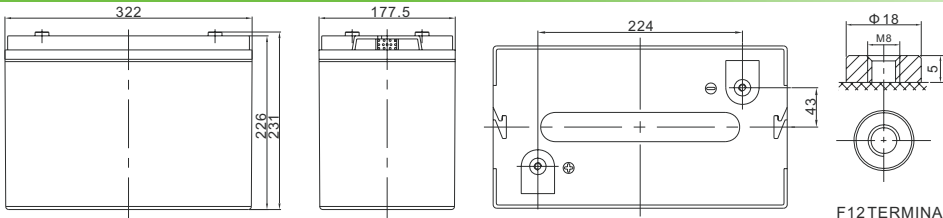


MH 28539



G4M20206-0910-E-16

Dimensions



Length	322±2mm (12.7 inches)
Width	177.5±2mm (6.99 inches)
Height	226±2mm (8.90 inches)
Total Height	231±2mm (9.09 inches)
Terminal	Value
M5	6~7 N*m
M6	8~10 N*m
M8	10~12 N*m

F12 TERMINAL

Unit: mm

Constant Current Discharge Characteristics : A(25°C)

F.V/Time	30MIN	1HR	2HR	3HR	4HR	5HR	8HR	10HR	20HR
1.60V	199.1	121.2	72.5	55.1	43.8	37.1	24.6	20.4	10.4
1.65V	194.9	118.9	71.2	54.3	43.2	36.6	24.3	20.2	10.3
1.70V	189.4	115.9	69.6	53.2	42.4	36.0	23.9	19.9	10.2
1.75V	181.9	111.8	67.3	51.6	41.3	35.2	23.4	19.5	10.0
1.80V	171.6	106.1	64.3	49.5	39.8	34.0	22.7	19.0	9.76
1.85V	157.0	97.9	59.8	46.4	37.6	32.3	21.7	18.2	9.40

Constant Power Discharge Characteristics : WPC(25°C)

F.V/Time	30MIN	1HR	2HR	3HR	4HR	5HR	8HR	10HR	20HR
1.60V	362	227	137	105	84.2	71.5	48.0	40.1	20.5
1.65V	359	225	136	104	83.4	71.0	47.6	39.8	20.3
1.70V	351	220	133	102	82.1	69.9	47.0	39.3	20.1
1.75V	341	213	130	99.9	80.2	68.5	46.1	38.6	19.8
1.80V	325	203	124	96.1	77.5	66.5	44.8	37.6	19.3
1.85V	300	189	116	90.6	73.5	63.3	42.8	36.1	18.6

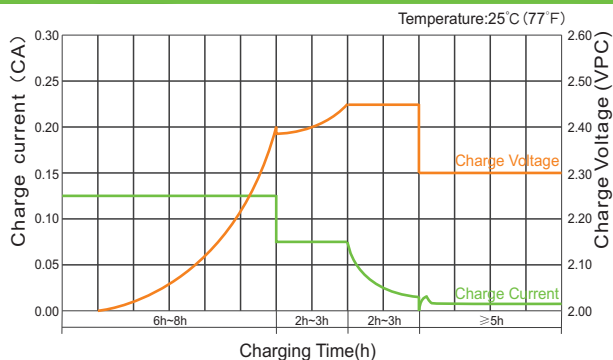
(Note) The above characteristics data are average values obtained within three charge/discharge cycle not the minimum values.



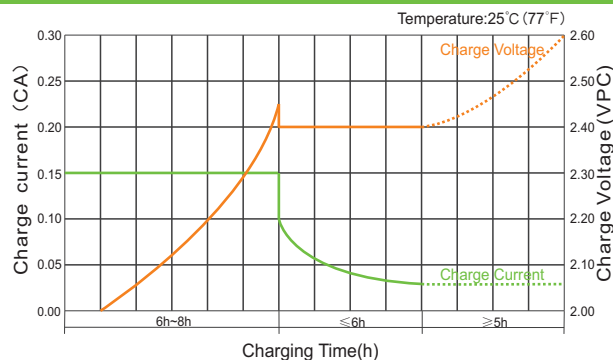
EV6-200(6V200Ah)



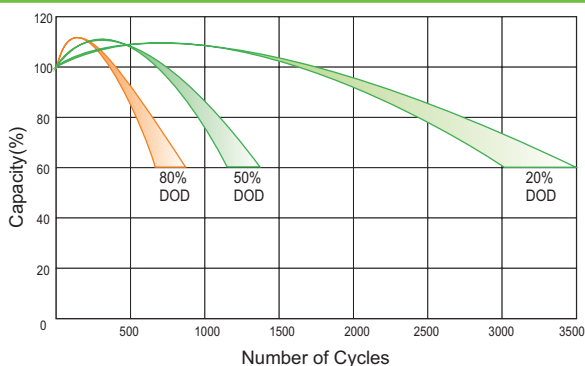
Charge Characteristic Curve for Cycle Use(IUUU)



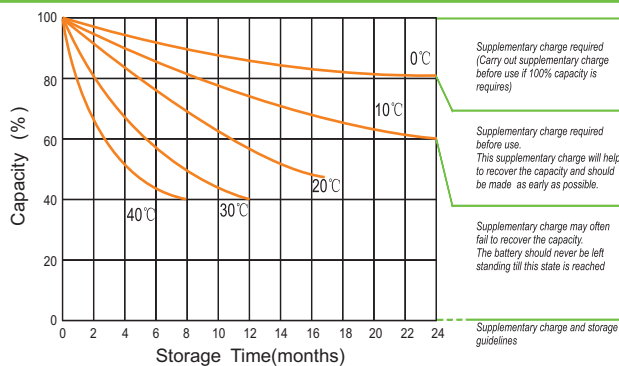
Charge Characteristic Curve For Cycle Use(III)



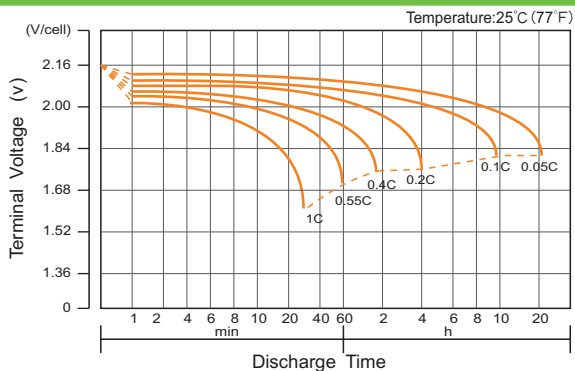
Cycle Life in Relation to Depth of Discharge



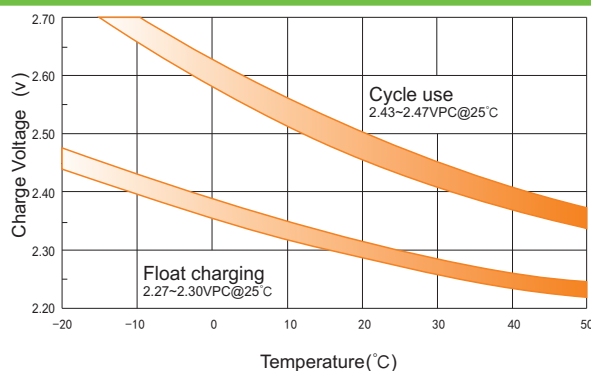
Storage Characteristics



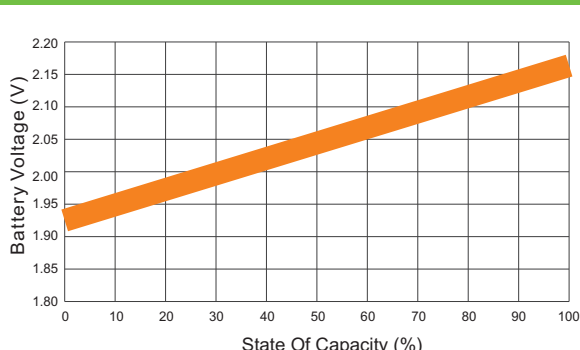
Discharge Characteristics Curve



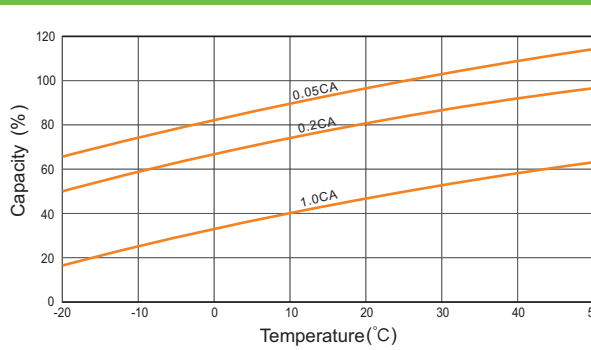
Relationship Between Charging Voltage and Temperature



Relationship of OCV And State of Charge(20°C)



Temperature Effects on Capacity



(Note) All above information shall be changed without prior notice, Ritar reserves the right to explain and update the latest information.

For Battery Sales + EPA Battery Recycling and AC / DC Power Services, please contact:
Moore & Moore Solutions, Inc.
 Phone: 484-302-7009
 Email: mr@mooreu.com
 www.MooreU.com