

DC6-225S(6V225Ah)



Specification

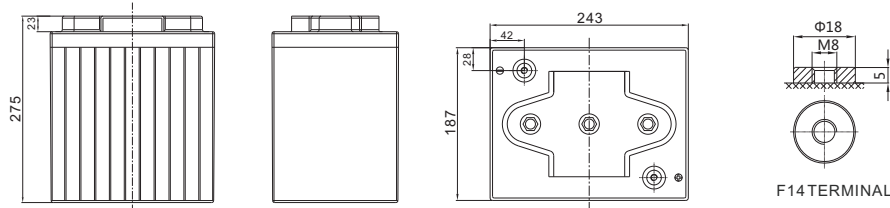


DC (Deep Cycle) series batteries provide superior high integrity and reliability. It is specially designed for frequent cyclic charge and discharge. By using strong grids, thick plate and specially active material are designed for repeated deep-discharge applications. The DC series batteries offers 30% more cyclic life than the standby series. It is suitable for solar and wind renewable energy storage, mobility and medical equipment, RV, telecom, broadband and cable TV, UPS systems etc.



Cells Per Unit	3
Voltage Per Unit	6
Capacity	225Ah@20hr-rate to 1.75V per cell @25°C
Weight	Approx. 32.0 Kg (Tolerance ±2%)
Internal Resistance	Approx. 1.7 mΩ
Terminal	F14(M8)
Max. Discharge Current	2250A (5 sec)
Design Life	12 years (floating charge)
Maximum Charging Current	67.5 A
Reference Capacity	C3 165.6Ah C5 188.0Ah C10 214.0Ah C20 225.0Ah
Float Charging Voltage	6.80 V~6.90 V @ 25°C Temperature Compensation: -3mV/°C/Cell
Cycle Use Voltage	7.30 V~7.40 V @ 25°C Temperature Compensation: -4mV/°C/Cell
Operating Temperature Range	Discharge: -20°C~60°C Charge: 0°C~50°C Storage: -20°C~60°C
Normal Operating Temperature Range	25°C ±5°C
Self Discharge	RITAR Valve Regulated Lead Acid (VRLA) batteries can be stored for up to 6 months at 25°C and then recharging is recommended. Monthly Self-discharge ratio is less than 3% at 25°C. Please charged batteries before using.
Container Material	A.B.S. UL94-HB, UL94-V0 Optional.

Dimensions



Length	243±2mm (9.57 inches)
Width	187±2mm (7.36 inches)
Height	275±2mm (10.8 inches)
Total Height	275±2mm (10.8 inches)
Terminal	Value
M5	6~7 N*m
M6	8~10 N*m
M8	10~12 N*m

Unit: mm

Constant Current Discharge Characteristics : A(25°C)

F.V/Time	10MIN	15MIN	30MIN	1HR	2HR	3HR	4HR	5HR	8HR	10HR	20HR
1.60V	442.7	356.2	208.6	129.4	79.1	58.9	47.1	39.7	27.1	22.9	11.7
1.65V	428.0	345.5	204.2	127.0	77.7	58.0	46.4	39.2	26.8	22.7	11.6
1.70V	408.7	331.5	198.4	123.7	75.9	56.8	45.6	38.5	26.4	22.4	11.4
1.75V	383.0	312.7	190.6	119.3	73.5	55.2	44.4	37.6	25.8	22.0	11.2
1.80V	348.5	287.4	179.8	113.2	70.1	52.9	42.7	36.4	25.0	21.4	11.0
1.85V	301.5	252.5	164.5	104.5	65.3	49.6	40.3	34.5	23.9	20.5	10.6

Constant Power Discharge Characteristics : WPC(25°C)

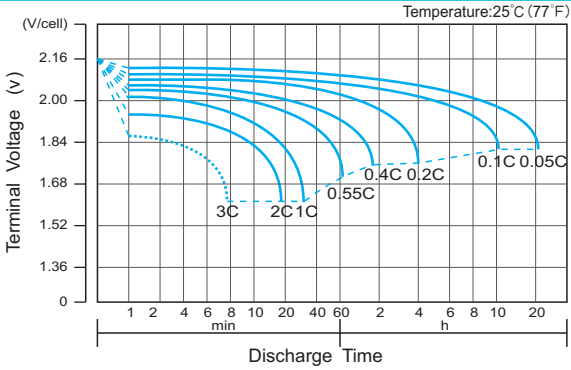
F.V/Time	10MIN	15MIN	30MIN	1HR	2HR	3HR	4HR	5HR	8HR	10HR	20HR
1.60V	792	655	399	255	158	118	95.1	80.5	55.7	47.5	24.2
1.65V	786	649	396	253	156	117	94.3	79.9	55.2	47.1	24.1
1.70V	759	628	387	247	153	115	92.8	78.7	54.5	46.5	23.8
1.75V	724	601	376	239	149	112	90.7	77.2	53.4	45.7	23.4
1.80V	670	560	358	228	143	108	87.6	74.8	51.9	44.5	22.9
1.85V	590	499	331	212	134	102	83.1	71.3	49.7	42.7	22.1

(Note) The above characteristics data are average values obtained within three charge/discharge cycle not the minimum values.

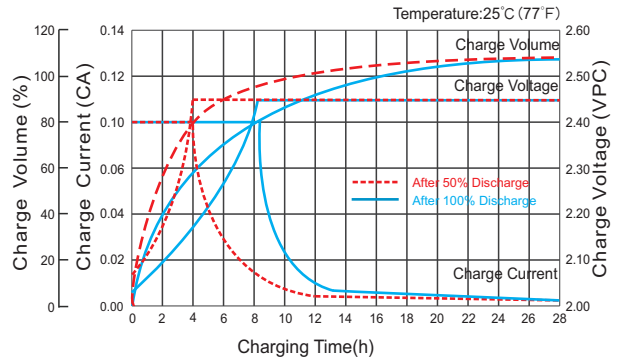
DC6-225S(6V225Ah)



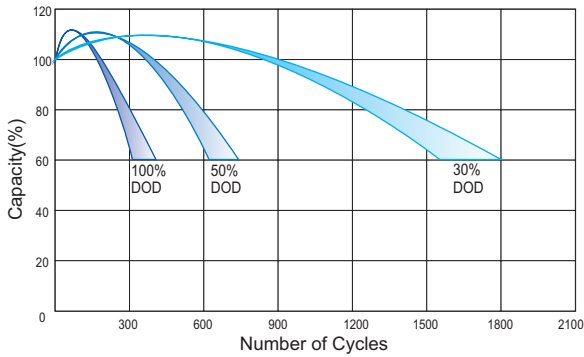
Discharge Characteristics Curve



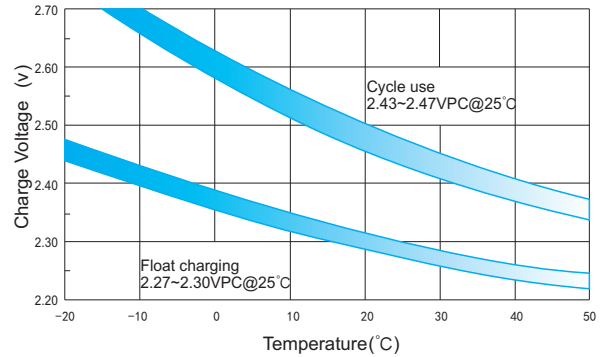
Charge Characteristic Curve for Cycle Use(IU)



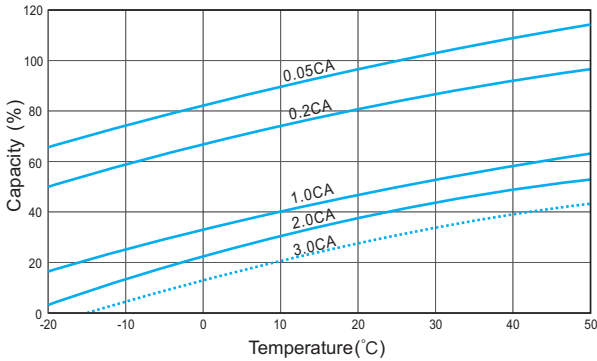
Cycle Life in Relation to Depth of Discharge



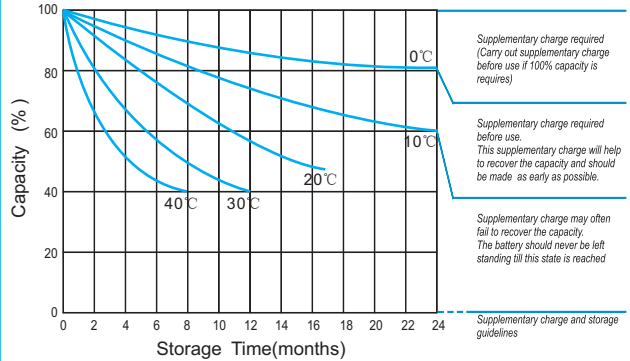
Relationship Between Charging Voltage and Temperature



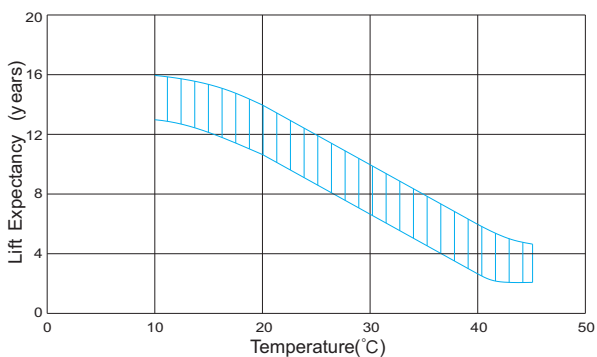
Temperature Effects on Capacity



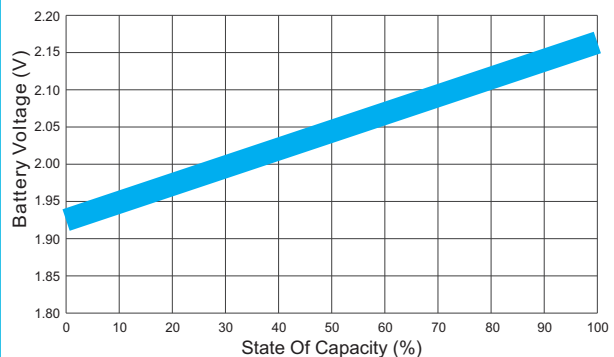
Storage Characteristics



Effect of Temperature on Long Term Life



Relationship of OCV And State of Charge(20°C)



For Battery Sales + EPA Battery Recycling and AC / DC Power Services, please contact:
Moore & Moore Solutions, Inc.
 Phone: 484-302-7009
 Email: mr@mooreu.com
www.MooreU.com