

FT12-180D (12V180Ah)



Specification

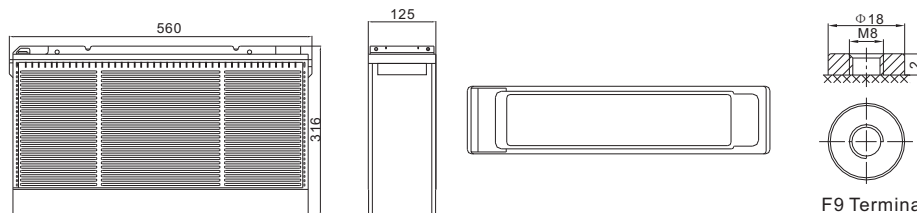
Cells Per Unit	6
Voltage Per Unit	12
Capacity	180Ah@20hr-rate to 1.75V per cell @25°C
Weight	Approx. 52.0 Kg (Tolerance ± 1.5%)
Internal Resistance	Approx. 4.0 mΩ
Terminal	F9(M8)
Max. Discharge Current	1800A (5 sec)
Design Life	15 years (floating charge)
Maximum Charging Current	54 A
Reference Capacity	C3 125.7AH C5 144.5AH C10 170.0AH C20 180.0AH
Float Charging Voltage	13.6 V~13.8 V @ 25°C Temperature Compensation: -3mV/°C/Cell
Cycle Use Voltage	14.2 V~14.4 V @ 25°C Temperature Compensation: -4mV/°C/Cell
Operating Temperature Range	Discharge: -20°C~60°C Charge: 0°C~50°C Storage: -20°C~60°C
Normal Operating Temperature Range	25°C ± 5°C
Self Discharge	RITAR Valve Regulated Lead Acid (VRLA) batteries can be stored for up to 6 months at 25°C and then recharging is recommended. Monthly Self-discharge ratio is less than 3% at 25°C. Please charged batteries before using.
Container Material	A.B.S. UL94-HB, UL94-V0 Optional.



FTD (Front Terminal Deep Cycle) series batteries provide superior high integrity and reliability. It is specially designed for frequent cyclic charge and discharge. By using strong grids, thick plate and special active material are designed for repeated deep-discharge applications. The FTD series battery offers 30% more cyclic life than the standby series. And the dimensions are designed for 19" and 23" cabinet installation. It is suitable for telecom, solar and wind renewable energy storage, mobility and medical equipment, RV, telecom, broadband and cable TV, UPS systems etc.



Dimensions



Length	560±2mm (22.1 inches)
Width	125±2mm (4.92 inches)
Height	316±2mm (12.4 inches)
Total Height	316±2mm (12.4 inches)
Terminal	Value
M5	6~7 N*m
M6	8~10 N*m
M8	10~12 N*m

Unit: mm

Constant Current Discharge Characteristics : A(25°C)

F.V/Time	15MIN	30MIN	1HR	2HR	3HR	4HR	5HR	8HR	10HR	20HR
1.60V	284.4	173.3	101.7	60.9	44.3	36.0	30.4	20.7	18.1	9.31
1.65V	277.0	169.5	99.8	60.0	43.7	35.5	30.0	20.5	18.0	9.23
1.70V	267.2	164.5	97.3	58.8	42.9	34.9	29.5	20.2	17.7	9.13
1.75V	254.4	157.9	94.0	57.3	41.9	34.1	28.9	19.8	17.4	9.00
1.80V	238.0	149.3	89.8	55.2	40.5	33.1	28.1	19.4	17.0	8.82
1.85V	217.3	138.4	84.2	52.5	38.7	31.7	27.0	18.7	16.5	8.59

Constant Power Discharge Characteristics : WPC(25°C)

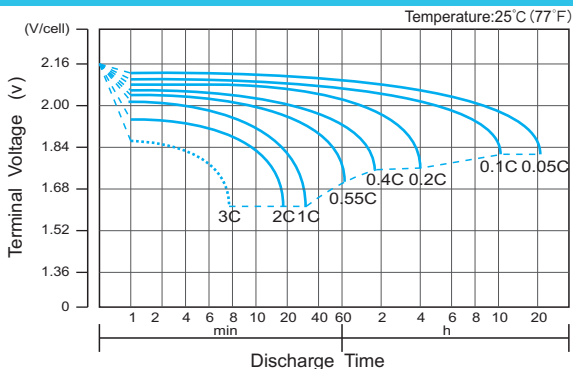
F.V/Time	15MIN	30MIN	1HR	2HR	3HR	4HR	5HR	8HR	10HR	20HR
1.60V	505	319	193	117	85.8	70.1	59.4	41.0	36.2	18.6
1.65V	502	317	191	116	85.2	69.6	59.0	40.7	35.9	18.5
1.70V	488	309	187	114	83.9	68.6	58.2	40.2	35.5	18.3
1.75V	472	300	182	112	82.2	67.3	57.2	39.6	34.9	18.1
1.80V	448	287	174	108	79.8	65.4	55.8	38.7	34.1	17.7
1.85V	414	268	165	104	76.6	63.0	53.8	37.5	33.1	17.3

(Note) The above characteristics data are average values obtained within three charge/discharge cycle not the minimum values.

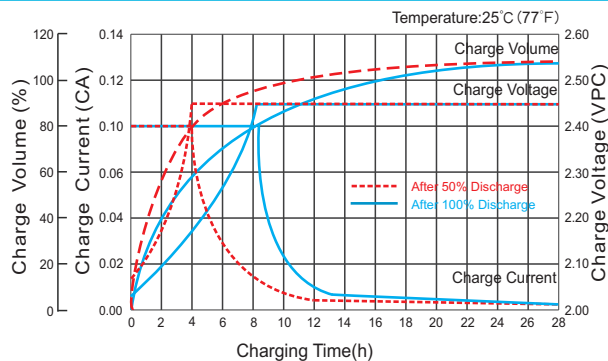
FT12-180D(12V180Ah)



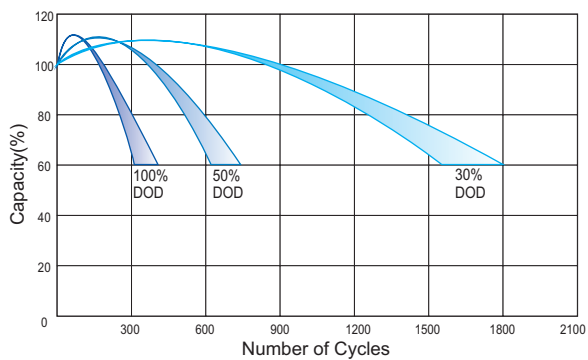
Discharge Characteristics Curve



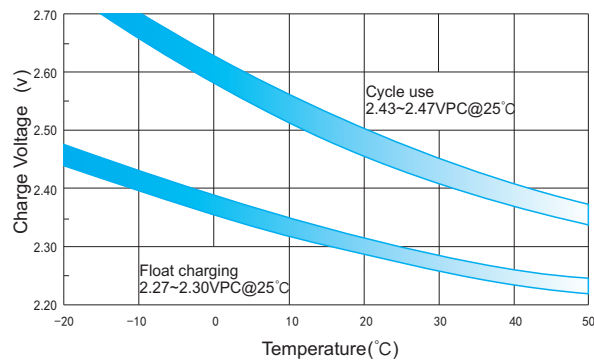
Charge Characteristic Curve for Cycle Use(IU)



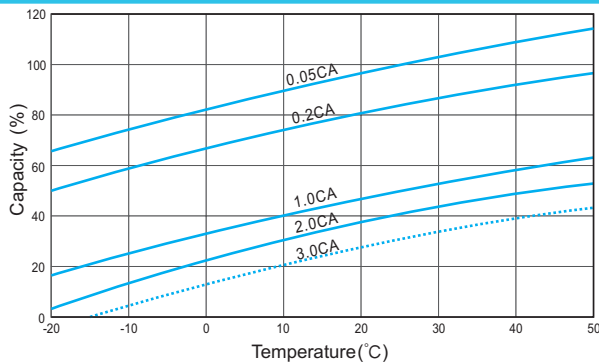
Cycle Life in Relation to Depth of Discharge



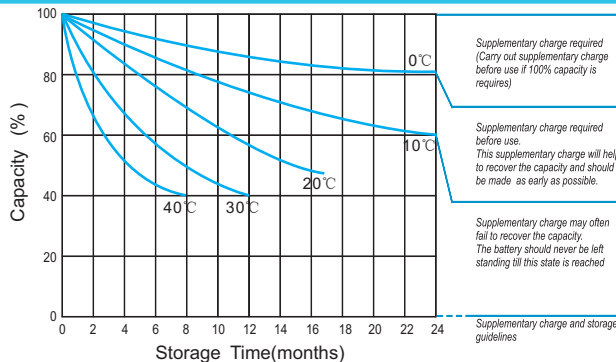
Relationship Between Charging Voltage and Temperature



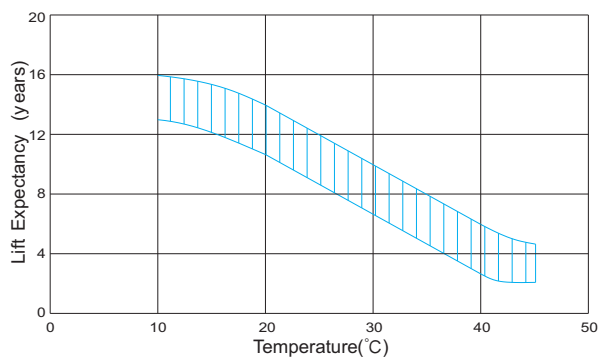
Temperature Effects on Capacity



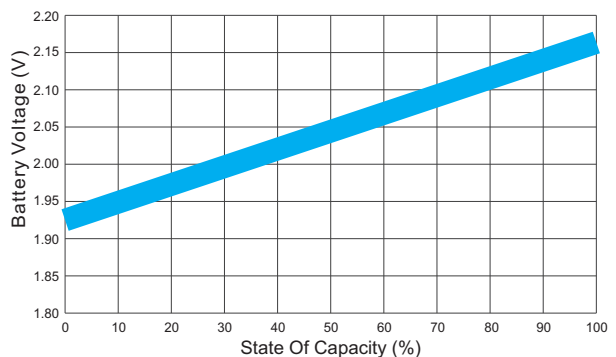
Storage Characteristics



Effect of Temperature on Long Term Life



Relationship of OCV And State of Charge(20°C)



For Battery Sales + EPA Battery Recycling and AC / DC Power Services, please contact:

Moore & Moore Solutions, Inc.
 Phone: 484-302-7009
 Email: mr@mooreu.com
 www.MooreU.com