

DC12-80S(12V80Ah)



Specification



DC (Deep Cycle) series batteries provide superior high integrity and reliability. It is specially designed for frequent cyclic charge and discharge. By using strong grids, thick plate and specially active material are designed for repeated deep-discharge applications. The DC series batteries offer 30% more cyclic life than the standby series. It is suitable for solar and wind renewable energy storage, mobility and medical equipment, V, telecom, broadband and cable TV, UPS systems etc.



ISO 9001

ISO 14001

OHSAS 18001

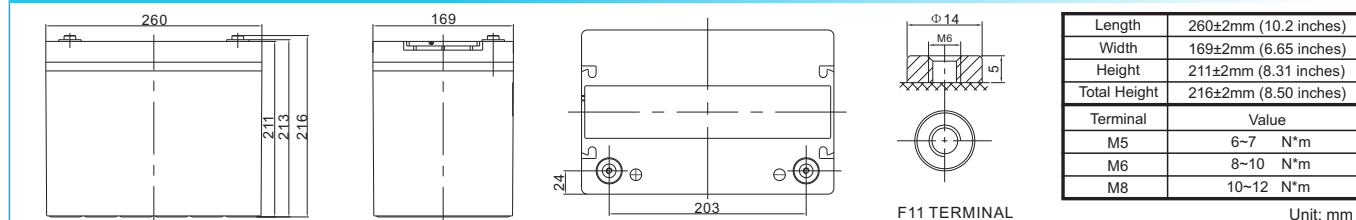


MH 28539

G4M20206-0910-E-16

Cells Per Unit	6
Voltage Per Unit	12
Capacity	80Ah@20hr-rate to 1.75V per cell @25°C
Weight	Approx. 24.6 Kg (Tolerance ±2%)
Internal Resistance	Approx. 5.5 mΩ
Terminal	F11(M6)/F5(M8)
Max. Discharge Current	800A (5 sec)
Design Life	12 years (floating charge)
Maximum Charging Current	24 A
Reference Capacity	C3 59.4AH C5 67.0AH C10 76.0AH C20 80.0AH
Float Charging Voltage	13.6 V~13.8 V @ 25°C Temperature Compensation: -3mV/°C/Cell
Cycle Use Voltage	14.6 V~14.8 V @ 25°C Temperature Compensation: -4mV/°C/Cell
Operating Temperature Range	Discharge: -20°C~60°C Charge: 0°C~50°C Storage: -20°C~60°C
Normal Operating Temperature Range	25°C ±5°C
Self Discharge	RITAR Valve Regulated Lead Acid (VRLA) batteries can be stored for up to 6 months at 25°C and then recharging is recommended. Monthly Self-discharge ratio is less than 3% at 25°C. Please charge batteries before using.
Container Material	A.B.S. UL94-HB, UL94-V0 Optional.

Dimensions



Constant Current Discharge Characteristics : A(25°C)

F.V/Time	10MIN	15MIN	30MIN	1HR	2HR	3HR	4HR	5HR	8HR	10HR	20HR
1.60V	194.0	144.8	83.1	48.0	28.1	21.1	16.7	14.1	9.63	8.16	4.16
1.65V	187.6	140.5	81.3	47.1	27.6	20.8	16.5	13.9	9.52	8.08	4.12
1.70V	179.1	134.8	79.0	45.9	27.0	20.4	16.2	13.7	9.38	7.97	4.07
1.75V	167.8	127.1	75.9	44.3	26.1	19.8	15.8	13.4	9.18	7.81	4.00
1.80V	152.7	116.8	71.6	42.0	24.9	19.0	15.2	12.9	8.90	7.60	3.90
1.85V	132.1	102.6	65.5	38.8	23.2	17.8	14.3	12.3	8.50	7.29	3.76

Constant Power Discharge Characteristics : WPC(25°C)

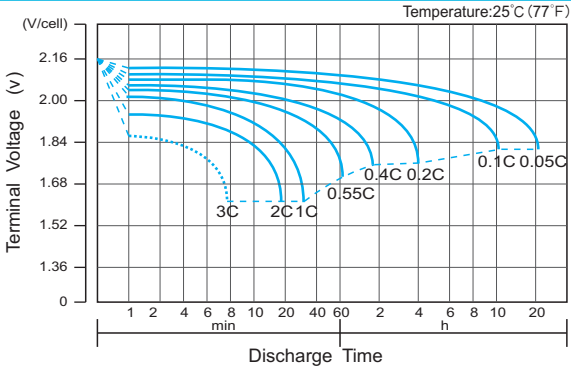
F.V/Time	10MIN	15MIN	30MIN	1HR	2HR	3HR	4HR	5HR	8HR	10HR	20HR
1.60V	330	253	151	89.8	53.3	40.4	32.1	27.2	18.8	16.0	8.18
1.65V	327	251	150	89.0	52.8	40.0	31.9	27.0	18.7	15.9	8.13
1.70V	316	243	147	87.0	51.7	39.3	31.3	26.6	18.4	15.7	8.03
1.75V	301	232	142	84.3	50.3	38.3	30.6	26.1	18.0	15.4	7.91
1.80V	279	216	135	80.4	48.2	36.9	29.6	25.3	17.5	15.0	7.72
1.85V	246	193	125	74.8	45.1	34.7	28.1	24.1	16.8	14.4	7.45

(Note) The above characteristics data are average values obtained within three charge/discharge cycle not the minimum values.

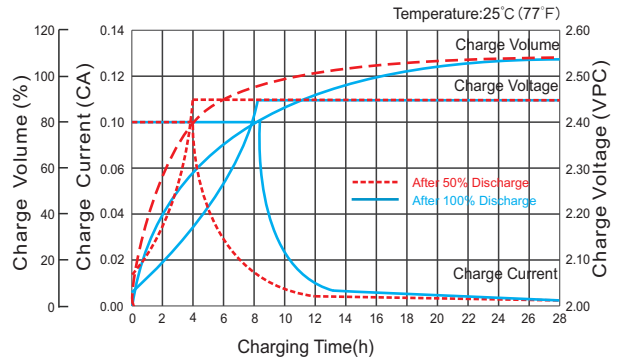
DC12-80S(12V80Ah)



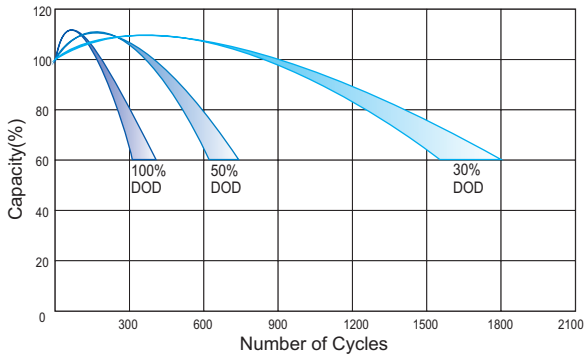
Discharge Characteristics Curve



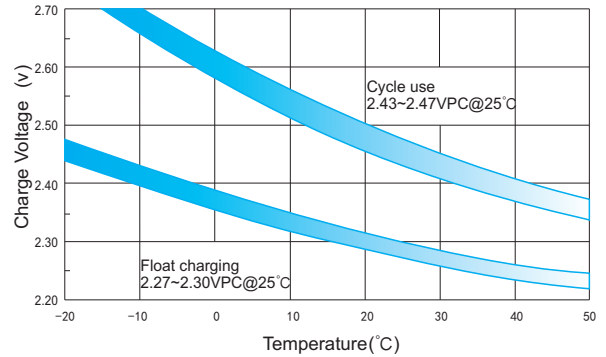
Charge Characteristic Curve for Cycle Use(IU)



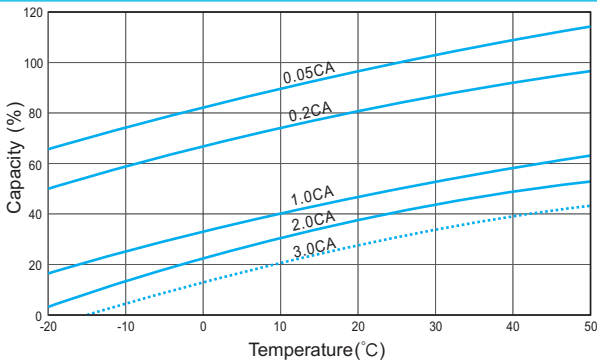
Cycle Life in Relation to Depth of Discharge



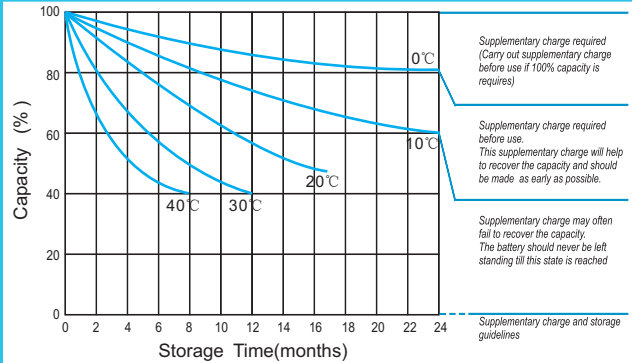
Relationship Between Charging Voltage and Temperature



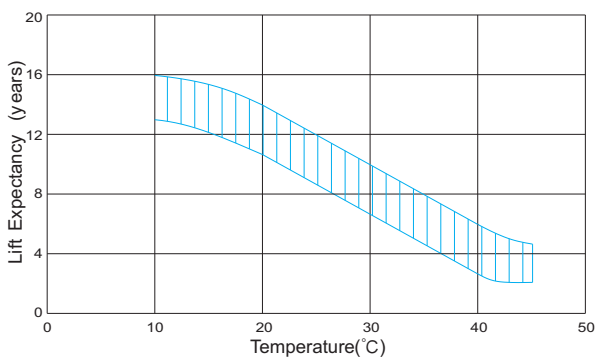
Temperature Effects on Capacity



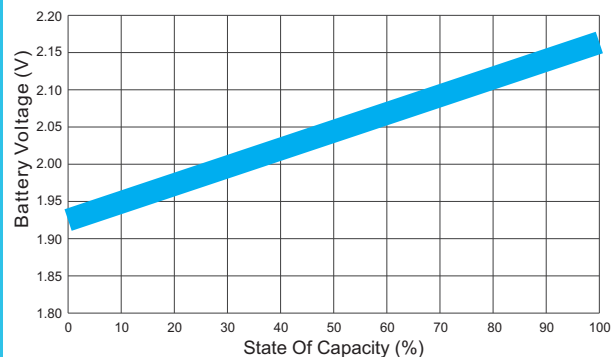
Storage Characteristics



Effect of Temperature on Long Term Life



Relationship of OCV And State of Charge(20°C)



For Battery Sales + EPA Battery Recycling and AC / DC Power Services, please contact:
Moore & Moore Solutions, Inc.
 Phone: 484-302-7009
 Email: mr@mooreu.com
www.MooreU.com