



RA12-260B(12V260Ah)

Specification

Cells Per Unit	6
Voltage Per Unit	12
Nominal Capacity	260Ah@10hour-rate to 1.80V per cell @25°C
Weight	Approx. 72.0 Kg (Tolerance ± 1.5%)
Internal Resistance	Approx. 3.5 mΩ
Terminal	F14(M8)
Max. Discharge Current	2600A (5 sec)
Short Circuit Current	4810A
Design Life	12 years (Float charging)
Recommended Maximum Charging Current	78 A
Reference Capacity	C3 201.9AH C5 232.5AH C10 260.0AH C20 274.0AH
Standby Use Voltage	13.6 V~13.8 V @ 25°C Temperature Compensation: -3mV/°C/Cell
Cycle Use Voltage	14.6 V~14.8 V @ 25°C Temperature Compensation: -4mV/°C/Cell
Operating Temperature Range	Discharge: -20°C~60°C Charge: 0°C~50°C Storage: -20°C~60°C
Normal Operating Temperature Range	25°C ± 5°C
Self Discharge	RITAR Valve Regulated Lead Acid (VRLA) batteries can be stored for up to 6 months at 25°C and then recharging is recommended. Monthly Self-discharge ratio is less than 3% at 25°C. Please charge batteries before using.
Container Material	A.B.S. UL94-HB, UL94-V0 Optional.



RA series is a general purpose battery with 12 years design life in float service. It meets with IEC, JIS, BS and YDT standards. With advanced AGM valve regulated technology and high purity raw material, the RA series battery maintains high consistency for better performance and reliable standby service life. It is suitable for UPS/EPS, Telecom, power grid, medical equipment, emergency light and security system applications.



ISO 9001



ISO 14001



OHSAS 18001

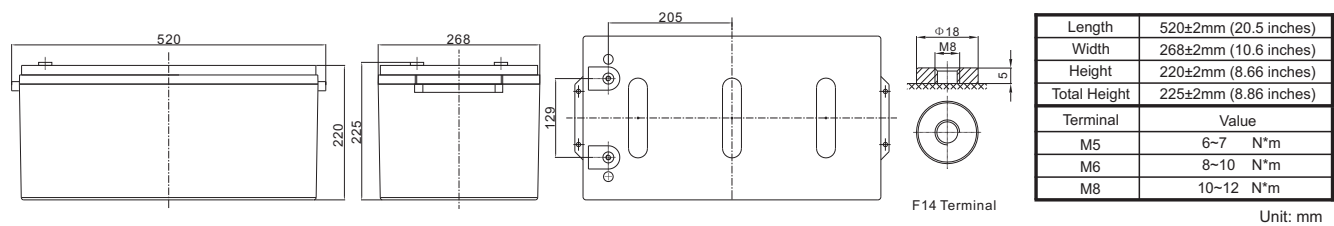


MH 28539



G4M20206-0910-E-16

Dimensions



Constant Current Discharge Characteristics : A (25°C)

F.V/Time	15MIN	30MIN	1HR	2HR	3HR	4HR	5HR	8HR	10HR	20HR
1.60V	431.7	267.4	160.1	95.9	71.1	57.8	48.8	32.6	27.7	14.2
1.65V	420.3	261.5	157.1	94.5	70.2	57.1	48.2	32.3	27.5	14.1
1.70V	405.5	253.7	153.2	92.6	68.9	56.1	47.5	31.8	27.1	13.9
1.75V	386.1	243.6	148.0	90.2	67.3	54.8	46.5	31.2	26.6	13.7
1.80V	361.2	230.4	141.3	86.9	65.1	53.2	45.1	30.5	26.0	13.5
1.85V	329.8	213.6	132.6	82.7	62.2	51.0	43.4	29.4	25.2	13.1

Constant Power Discharge Characteristics : WPC (25°C)

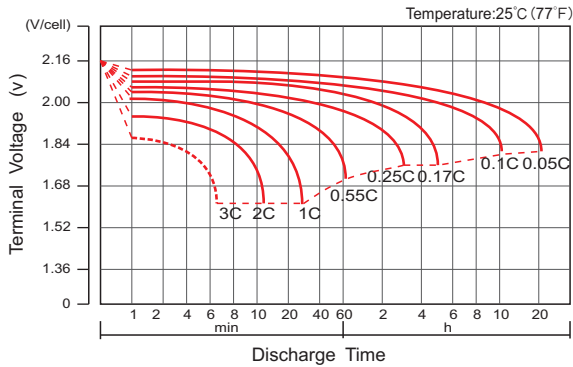
F.V/Time	15MIN	30MIN	1HR	2HR	3HR	4HR	5HR	8HR	10HR	20HR
1.60V	765.9	492.9	303.8	184.5	137.9	112.6	95.4	64.6	55.3	28.4
1.65V	761.6	489.3	301.3	183.1	136.9	111.8	94.8	64.1	54.9	28.2
1.70V	741.0	477.4	294.8	180.1	134.8	110.1	93.5	63.4	54.2	28.0
1.75V	715.9	463.0	286.3	176.1	132.1	108.1	91.9	62.3	53.4	27.6
1.80V	679.2	442.4	274.6	170.6	128.3	105.1	89.6	60.9	52.2	27.1
1.85V	628.9	414.2	259.5	163.2	123.1	101.2	86.4	59.0	50.6	26.4

(Note) The above characteristics data are average values obtained within three charge/discharge cycle not the minimum values.

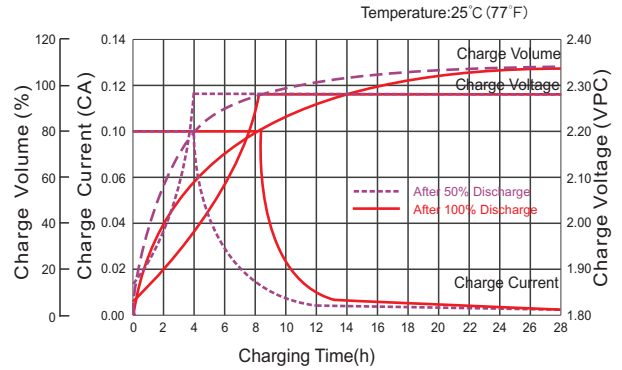
RA12-260B(12V260Ah)



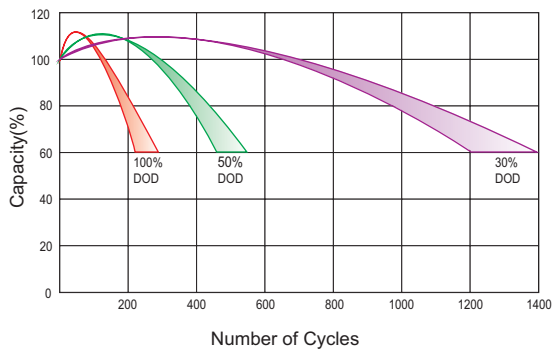
Discharge Characteristics Curve



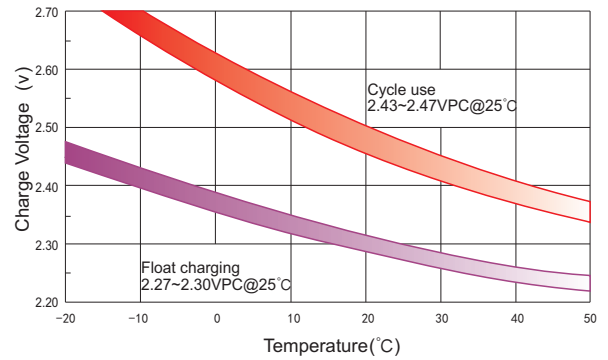
Charge Characteristic Curve For Standby Use



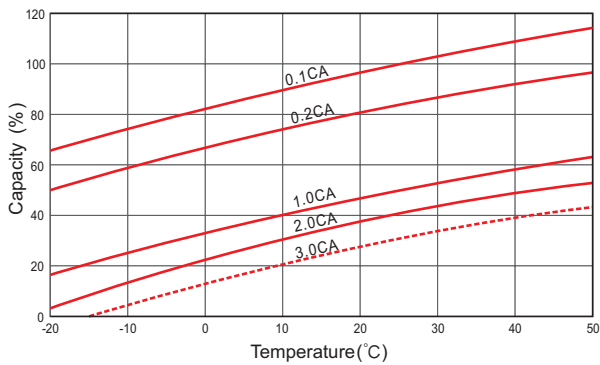
Cycle Life In Relation To Depth Of Discharge



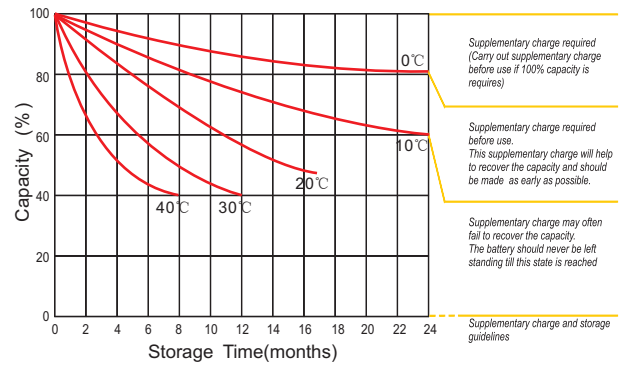
Relationship Between Charging Voltage And Temperature



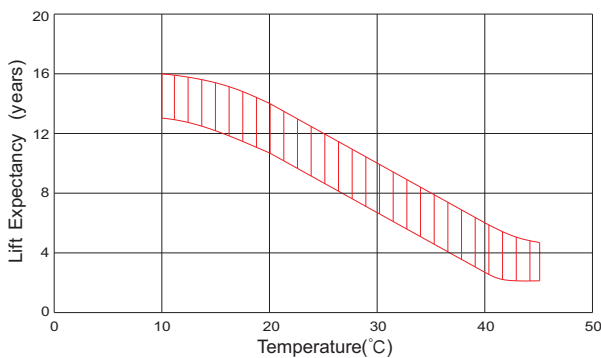
Temperature Effects On Capacity



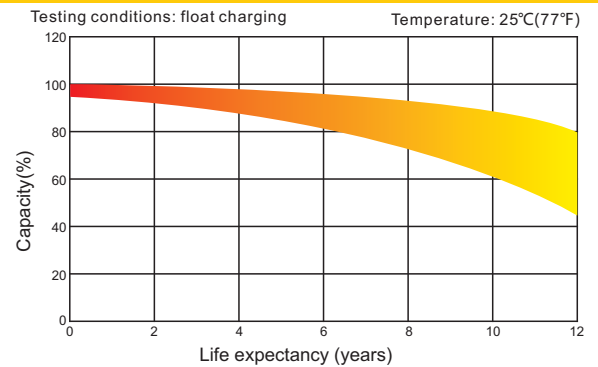
Storage Characteristics



Effect Of Temperature On Long Term Life



Life Characteristics Of Standby Use



For Battery Sales + EPA Battery Recycling and AC / DC Power Services, please contact:

Moore & Moore Solutions, Inc.
 Phone: 484-302-7009
 Email: mr@mooreu.com
www.MooreU.com