

DG12-75(12V75Ah)



Specification

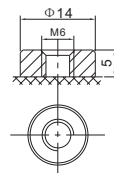
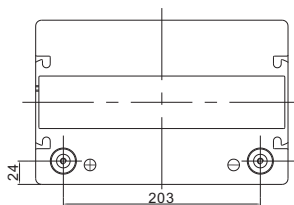
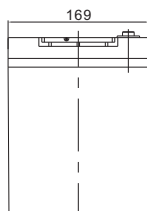
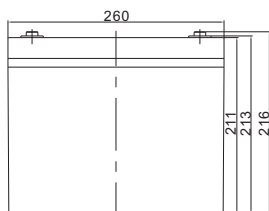


DG (Deep Cycle GEL) series is pure GEL battery with 15 years floating design life , it is ideal for standby or frequent cyclic discharge applications under extreme environments. By using strong grids, high purity lead and patented Gel electrolyte, the DG series offers excellent recovery capability after deep discharge under frequent cyclic discharge use, and can deliver 450 cycles at 100% DOD. Suitable for solar & wind system, CATV, marine, RV and deep discharge UPS, and telecommunication, etc.



| | |
|------------------------------------|--|
| Cells Per Unit | 6 |
| Voltage Per Unit | 12 |
| Capacity | 75Ah@20hr-rate to 1.75V per cell @25°C |
| Weight | Approx. 23.5 Kg (Tolerance ±2%) |
| Internal Resistance | Approx. 7mΩ |
| Terminal | F15(M6)/F11 (M6) |
| Max. Discharge Current | 750A (5 sec) |
| Design Life | 15 years (floating charge) |
| Maximum Charging Current | 15A |
| Reference Capacity | C3 51.0AH C5 59.0AH C10 65.8AH C20 75.0AH |
| Float Charging Voltage | 13.6 V~13.8 V @ 25°C Temperature Compensation: -3mV/°C/Cell |
| Cycle Use Voltage | 14.2 V~14.4 V @ 25°C Temperature Compensation: -4mV/°C/Cell |
| Operating Temperature Range | Discharge: -40°C~60°C Charge: -20°C~50°C Storage: -40°C~60°C |
| Normal Operating Temperature Range | 25°C ±5°C |
| Self Discharge | RITAR Valve Regulated Lead Acid (VRLA) batteries can be stored for up to 6 months at 25°C and then recharging is recommended. Monthly Self-discharge ratio is less than 3% at 25°C. Please charged batteries before using. |
| Container Material | A.B.S. UL94-HB, UL94-V0 Optional. |

Dimensions



F11 TERMINAL

| | |
|--------------|-----------------------|
| Length | 260±1mm (10.2 inches) |
| Width | 169±1mm (6.65 inches) |
| Height | 211±1mm (8.31 inches) |
| Total Height | 216±1mm (8.50 inches) |
| Terminal | Value |
| M5 | 6~7 N*m |
| M6 | 8~10 N*m |
| M8 | 10~12 N*m |

Unit: mm

Constant Current Discharge Characteristics : A(25°C)

| F.V/Time | 10MIN | 15MIN | 30MIN | 1HR | 2HR | 3HR | 4HR | 5HR | 8HR | 10HR | 20HR |
|----------|-------|-------|-------|------|------|------|------|------|------|------|------|
| 1.60V | 139.0 | 108.8 | 71.5 | 41.9 | 25.1 | 17.3 | 14.3 | 12.1 | 8.25 | 6.84 | 4.13 |
| 1.65V | 132.3 | 106.5 | 70.3 | 41.7 | 24.9 | 17.2 | 14.3 | 12.0 | 8.18 | 6.78 | 3.98 |
| 1.70V | 127.6 | 104.9 | 69.7 | 41.3 | 24.7 | 17.1 | 14.2 | 11.9 | 8.11 | 6.71 | 3.86 |
| 1.75V | 119.1 | 101.0 | 69.9 | 41.0 | 24.5 | 17.0 | 14.1 | 11.8 | 8.05 | 6.64 | 3.75 |
| 1.80V | 109.9 | 94.2 | 69.3 | 40.0 | 24.1 | 16.6 | 13.7 | 11.6 | 7.91 | 6.58 | 3.53 |
| 1.85V | 99.4 | 85.5 | 65.5 | 38.0 | 23.0 | 15.9 | 13.1 | 11.1 | 7.58 | 6.38 | 3.38 |

Constant Power Discharge Characteristics : WPC(25°C)

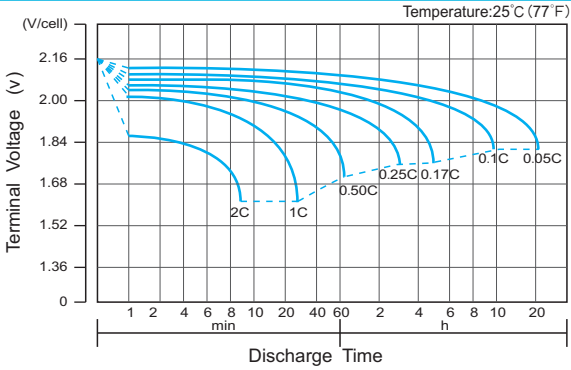
| F.V/Time | 10MIN | 15MIN | 30MIN | 1HR | 2HR | 3HR | 4HR | 5HR | 8HR | 10HR | 20HR |
|----------|-------|-------|-------|------|------|------|------|------|------|------|------|
| 1.60V | 247 | 198 | 134 | 80.7 | 49.3 | 34.3 | 28.5 | 24.0 | 16.4 | 13.6 | 7.29 |
| 1.65V | 239 | 194 | 132 | 80.5 | 49.0 | 34.4 | 28.5 | 23.9 | 16.3 | 13.5 | 7.17 |
| 1.70V | 233 | 192 | 133 | 79.9 | 48.7 | 34.2 | 28.4 | 23.9 | 16.2 | 13.4 | 7.04 |
| 1.75V | 219 | 186 | 133 | 79.2 | 48.3 | 34.1 | 28.1 | 23.6 | 16.1 | 13.3 | 6.90 |
| 1.80V | 205 | 174 | 132 | 77.7 | 47.7 | 33.1 | 27.5 | 23.2 | 15.8 | 13.2 | 6.77 |
| 1.85V | 187 | 158 | 126 | 74.4 | 46.0 | 31.7 | 26.2 | 22.2 | 15.2 | 12.8 | 6.37 |

(Note) The above characteristics data are average values obtained within three charge/discharge cycle not the minimum values.

DG12-75(12V75Ah)



Discharge Characteristics Curve



Charge Characteristic Curve for Cycle Use(IU)



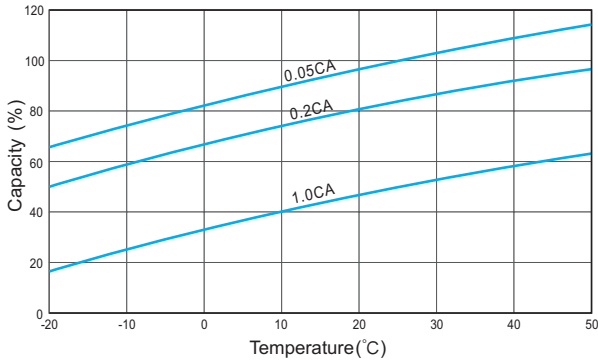
Cycle Life in Relation to Depth of Discharge



Relationship Between Charging Voltage and Temperature



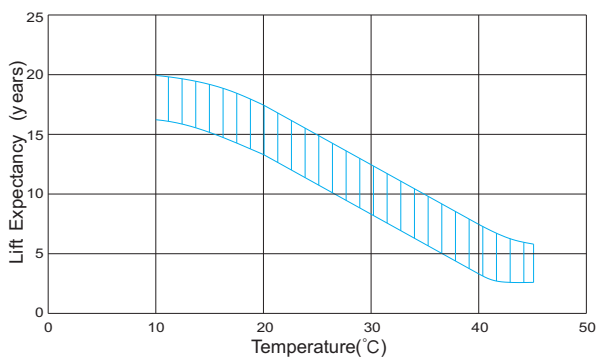
Temperature Effects on Capacity



Storage Characteristics



Effect of Temperature on Long Term Life



Relationship of OCV And State of Charge(20°C)

