



RA12-70S(12V75Ah)

Specification

Cells Per Unit	6
Voltage Per Unit	12
Nominal Capacity	70Ah@10hour-rate to 1.80V per cell @25°C
Weight	Approx. 21.5 Kg (Tolerance ±2.0%)
Internal Resistance	Approx. 6.0 mΩ
Terminal	F15(M6)/F11(M6)
Max. Discharge Current	700A (5 sec)
Short Circuit Current	1480A
Design Life	12 years (Float charging)
Recommended Maximum Charging Current	21 A
Reference Capacity	C3 54.3AH C5 62.6AH C10 70.0AH C20 74.0AH
Standby Use Voltage	13.6 V~13.8 V @ 25°C Temperature Compensation: -3mV/°C/Cell
Cycle Use Voltage	14.6 V~14.8 V @ 25°C Temperature Compensation: -4mV/°C/Cell
Operating Temperature Range	Discharge: -20°C~60°C Charge: 0°C~50°C Storage: -20°C~60°C
Normal Operating Temperature Range	25°C ±5°C
Self Discharge	RITAR Valve Regulated Lead Acid (VRLA) batteries can be stored for up to 6 months at 25°C and then recharging is recommended. Monthly Self-discharge ratio is less than 3% at 25°C. Please charge batteries before using.
Container Material	A.B.S. UL94-HB, UL94-V0 Optional.



RA series is a general purpose battery with 12 years design life in float service. It meets with IEC, JIS, BS and YDT standards. With advanced AGM valve regulated technology and high purity raw material, the RA series battery maintains high consistency for better performance and reliable standby service life. It is suitable for UPS/EPS, Telecom, power grid, medical equipment, emergency light and security system applications.



ISO 9001



ISO 14001



OHSAS 18001

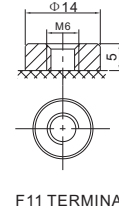
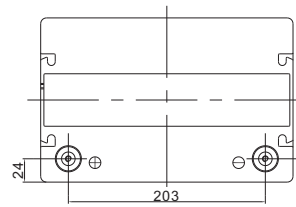
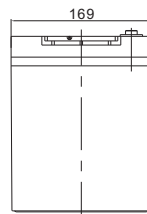
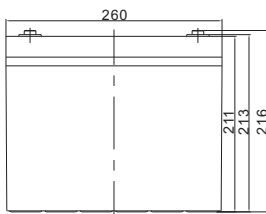


MH 28539



G4M20206-0910-E-16

Dimensions



F11 TERMINAL

Length	260±2mm (10.2 inches)
Width	169±2mm (6.65 inches)
Height	211±2mm (8.31 inches)
Total Height	216±2mm (8.50 inches)
Terminal	Value
M5	6~7 N*m
M6	8~10 N*m
M8	10~12 N*m

Unit: mm

Constant Current Discharge Characteristics : A (25°C)

F.V/Time	10MIN	15MIN	30MIN	1HR	2HR	3HR	4HR	5HR	8HR	10HR	20HR
1.60V	166.8	125.6	73.4	43.1	25.8	19.0	15.4	13.1	8.76	7.46	3.83
1.65V	161.8	122.3	71.8	42.3	25.4	18.7	15.3	12.9	8.67	7.39	3.80
1.70V	155.3	118.0	69.7	41.2	24.9	18.4	15.0	12.7	8.55	7.30	3.76
1.75V	146.9	112.4	66.9	39.9	24.3	17.9	14.7	12.4	8.39	7.17	3.70
1.80V	136.1	105.1	63.3	38.0	23.4	17.3	14.2	12.1	8.19	7.00	3.63
1.85V	122.6	96.0	58.7	35.7	22.3	16.6	13.6	11.6	7.91	6.78	3.53

Constant Power Discharge Characteristics : WPC (25°C)

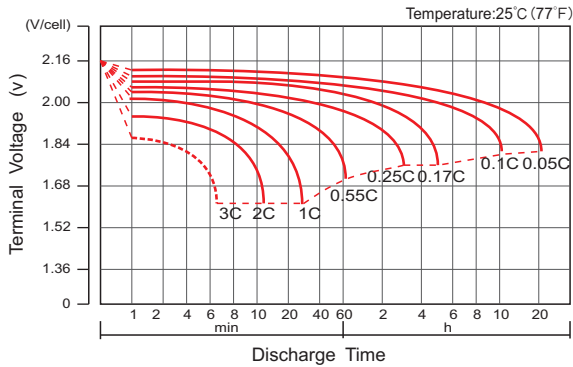
F.V/Time	10MIN	15MIN	30MIN	1HR	2HR	3HR	4HR	5HR	8HR	10HR	20HR
1.60V	287.8	222.9	135.4	81.8	49.7	36.8	30.1	25.5	17.4	14.9	7.65
1.65V	286.6	221.6	134.4	81.1	49.3	36.5	29.9	25.4	17.2	14.8	7.60
1.70V	278.1	215.7	131.1	79.4	48.5	35.9	29.4	25.0	17.0	14.6	7.53
1.75V	267.8	208.4	127.2	77.1	47.4	35.2	28.9	24.6	16.7	14.4	7.43
1.80V	252.4	197.7	121.5	73.9	45.9	34.2	28.1	24.0	16.4	14.0	7.29
1.85V	231.5	183.0	113.8	69.9	43.9	32.8	27.1	23.1	15.9	13.6	7.11

(Note) The above characteristics data are average values obtained within three charge/discharge cycle not the minimum values.

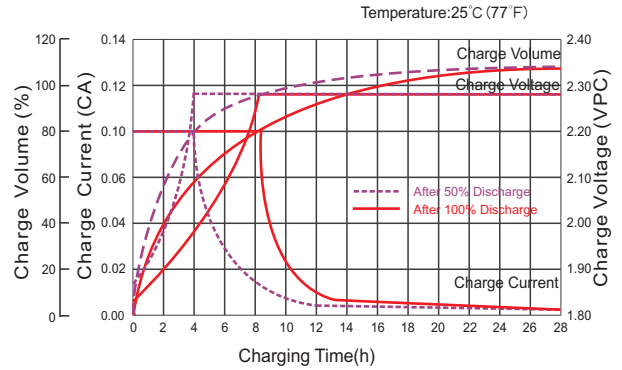
RA12-70S(12V75Ah)



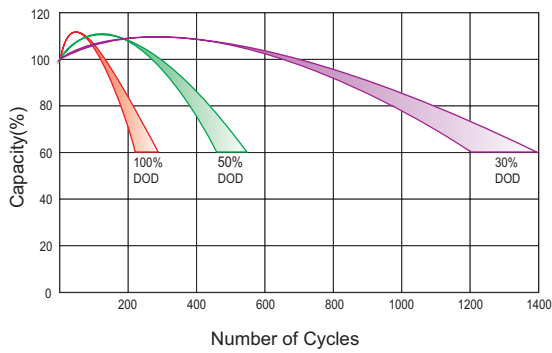
Discharge Characteristics Curve



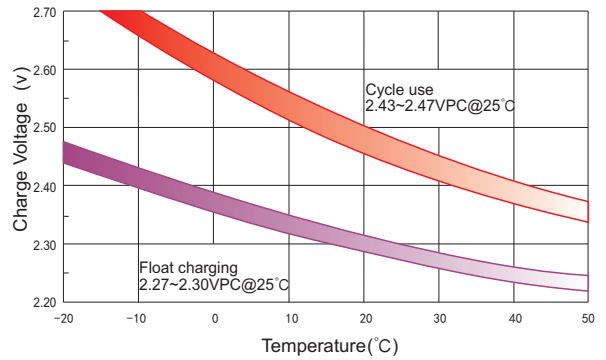
Charge Characteristic Curve For Standby Use



Cycle Life In Relation To Depth Of Discharge



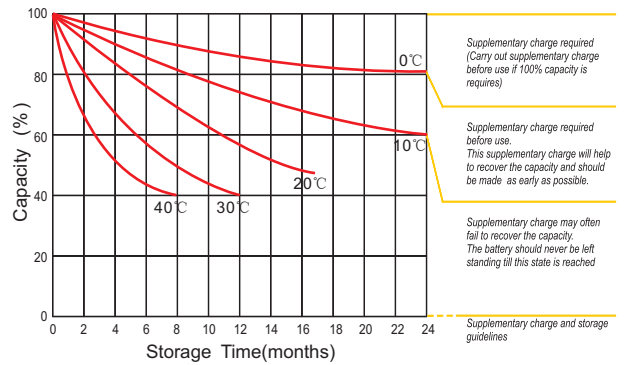
Relationship Between Charging Voltage And Temperature



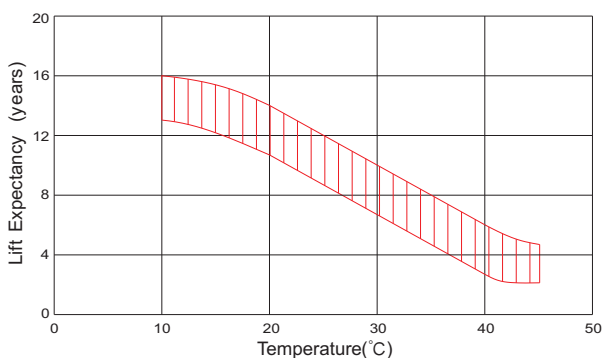
Temperature Effects On Capacity



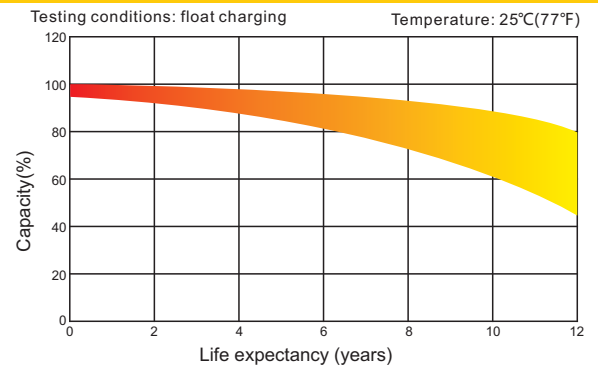
Storage Characteristics



Effect Of Temperature On Long Term Life



Life Characteristics Of Standby Use





For Battery Sales + EPA Battery Recycling and AC / DC Power Services, please contact:
Moore & Moore Solutions, Inc.
 Phone: 484-302-7009
 Email: mr@mooreu.com
www.MooreU.com