



RA6-225(6V225Ah)

Specification

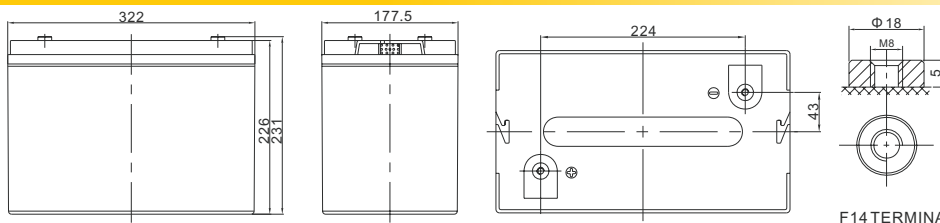
Cells Per Unit	3
Voltage Per Unit	6
Nominal Capacity	225Ah@10hour-rate to 1.80V per cell @25°C
Weight	Approx. 31.0 Kg (Tolerance ±2%)
Internal Resistance	Approx. 1.7 mΩ
Terminal	F16(M8)/F14(M8)
Max. Discharge Current	2250A (5 sec)
Short Circuit Current	4070A
Design Life	12 years (Float charging)
Recommended Maximum Charging Current	67.5 A
Reference Capacity	C3 174.6AH
	C5 201.0AH
	C10 225.0AH
	C20 238.0AH
Standby Use Voltage	6.80 V~6.90 V @ 25°C Temperature Compensation: -3mV/°C/Cell
Cycle Use Voltage	7.10 V~7.20 V @ 25°C Temperature Compensation: -4mV/°C/Cell
Operating Temperature Range	Discharge: -20°C~60°C Charge: 0°C~50°C Storage: -20°C~60°C
Normal Operating Temperature Range	25°C ±5°C
Self Discharge	RITAR Valve Regulated Lead Acid (VRLA) batteries can be stored for up to 6 months at 25°C and then recharging is recommended. Monthly Self-discharge ratio is less than 3% at 25°C. Please charge batteries before using.
Container Material	A.B.S. UL94-HB, UL94-V0 Optional.



RA series is a general purpose battery with 12 years design life in float service. It meets with IEC, JIS, BS and YDT standards. With advanced AGM valve regulated technology and high purity raw material, the RA series battery maintains high consistency for better performance and reliable standby service life. It is suitable for UPS/EPS, Telecom, power grid, medical equipment, emergency light and security system applications.



Dimensions



Length	322±2mm (12.7 inches)
Width	177.5±2mm (6.99 inches)
Height	226±2mm (8.90 inches)
Total Height	231±2mm (9.09 inches)
Terminal	Value
M5	6~7 N*m
M6	8~10 N*m
M8	10~12 N*m

Unit:mm

Constant Current Discharge Characteristics : A (25°C)

F.V/Time	15MIN	30MIN	1HR	2HR	3HR	4HR	5HR	8HR	10HR	20HR
1.60V	391.4	236.1	138.5	83.0	61.6	50.0	42.2	28.2	24.0	12.3
1.65V	381.2	230.9	136.0	81.8	60.7	49.4	41.7	27.9	23.8	12.2
1.70V	367.7	224.0	132.6	80.2	59.6	48.6	41.1	27.5	23.5	12.1
1.75V	350.1	215.1	128.1	78.0	58.2	47.5	40.2	27.0	23.0	11.9
1.80V	327.6	203.4	122.3	75.2	56.3	46.0	39.1	26.4	22.5	11.7
1.85V	299.0	188.6	114.7	71.6	53.8	44.1	37.6	25.5	21.8	11.4

Constant Power Discharge Characteristics : WPC (25°C)

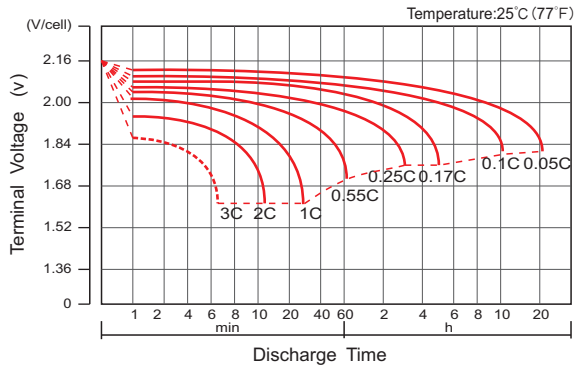
F.V/Time	15MIN	30MIN	1HR	2HR	3HR	4HR	5HR	8HR	10HR	20HR
1.60V	347	218	131	79.8	59.7	48.7	41.3	28.0	23.9	12.3
1.65V	345	216	130	79.2	59.2	48.4	41.0	27.8	23.7	12.2
1.70V	336	211	128	77.9	58.3	47.7	40.5	27.4	23.5	12.1
1.75V	325	204	124	76.2	57.1	46.8	39.8	27.0	23.1	11.9
1.80V	308	195	119	73.8	55.5	45.5	38.8	26.4	22.6	11.7
1.85V	285	183	112	70.6	53.3	43.8	37.4	25.5	21.9	11.4

(Note) The above characteristics data are average values obtained within three charge/discharge cycle not the minimum values.

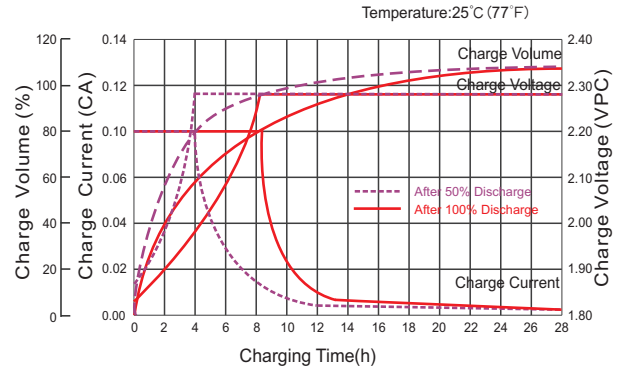
RA6-225(6V225Ah)



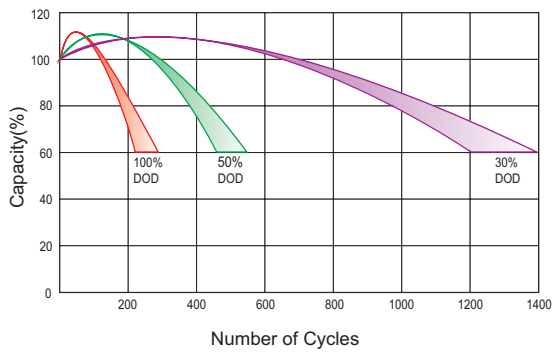
Discharge Characteristics Curve



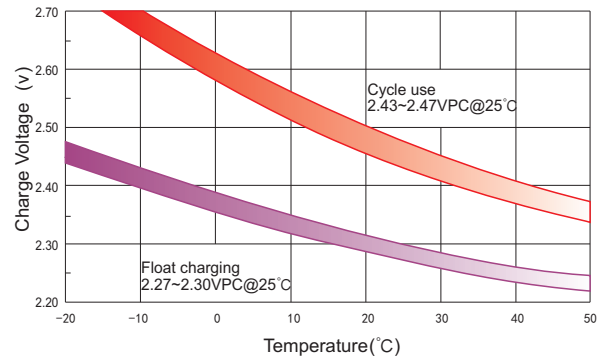
Charge Characteristic Curve For Standby Use



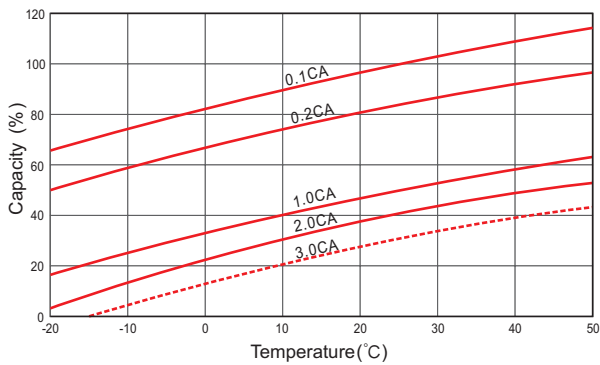
Cycle Life In Relation To Depth Of Discharge



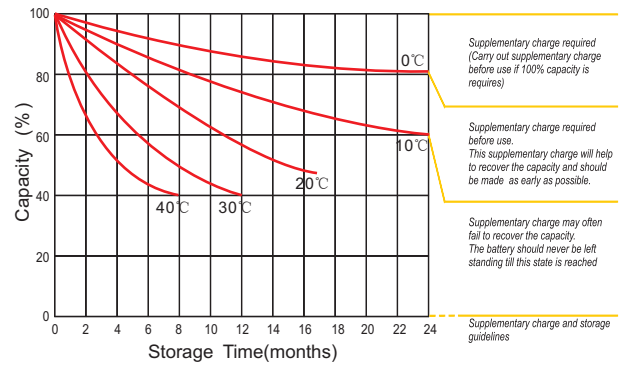
Relationship Between Charging Voltage And Temperature



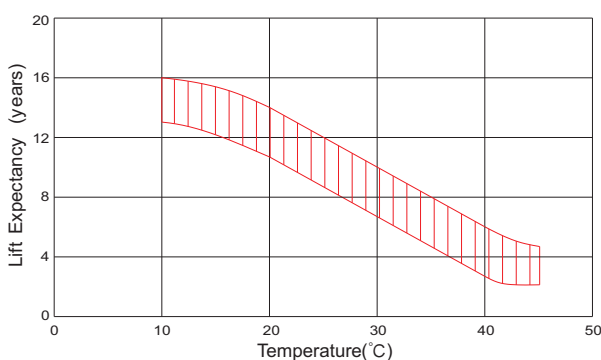
Temperature Effects On Capacity



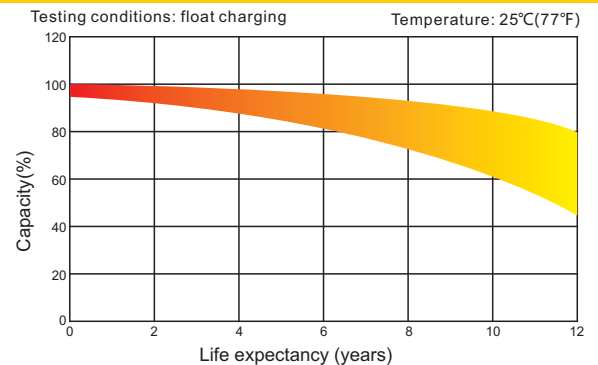
Storage Characteristics



Effect Of Temperature On Long Term Life



Life Characteristics Of Standby Use



For Battery Sales + EPA Battery Recycling and AC / DC Power Services, please contact:

Moore & Moore Solutions, Inc.
 Phone: 484-302-7009
 Email: mr@mooreu.com
 www.MooreU.com