



RA12-240(12V240Ah)

Specification

Cells Per Unit	6
Voltage Per Unit	12
Nominal Capacity	240Ah@10hour-rate to 1.80V per cell @25°C
Weight	Approx. 69.0 Kg (Tolerance ± 1.5%)
Internal Resistance	Approx. 3.6 mΩ
Terminal	F16(M8)/F10(M8)
Max. Discharge Current	2400A (5 sec)
Short Circuit Current	4300A
Design Life	12 years (Float charging)
Recommended Maximum Charging Current	72 A
Reference Capacity	C3 186.3AH C5 214.5AH C10 240.0AH C20 254.0AH
Standby Use Voltage	13.6 V~13.8 V @ 25°C Temperature Compensation: -3mV/°C/Cell
Cycle Use Voltage	14.6 V~14.8 V @ 25°C Temperature Compensation: -4mV/°C/Cell
Operating Temperature Range	Discharge: -20°C~60°C Charge: 0°C~50°C Storage: -20°C~60°C
Normal Operating Temperature Range	25°C±5°C
Self Discharge	RITAR Valve Regulated Lead Acid (VRLA) batteries can be stored for up to 6 months at 25°C and then recharging is recommended. Monthly Self-discharge ratio is less than 3% at 25°C. Please charge batteries before using.
Container Material	A.B.S. UL94-HB, UL94-V0 Optional.



RA series is a general purpose battery with 12 years design life in float service. It meets with IEC, JIS, BS and YDT standards. With advanced AGM valve regulated technology and high purity raw material, the RA series battery maintains high consistency for better performance and reliable standby service life. It is suitable for UPS/EPS, Telecom, power grid, medical equipment, emergency light and security system applications.



Dimensions

Length	522±2mm (20.6 inches)
Width	240±2mm (9.45 inches)
Height	219±2mm (8.62 inches)
Total Height	224±2mm (8.82 inches)
Terminal	Value
M5	6~7 N*m
M6	8~10 N*m
M8	10~12 N*m

Unit: mm

Constant Current Discharge Characteristics : A (25°C)

F.V/Time	15MIN	30MIN	1HR	2HR	3HR	4HR	5HR	8HR	10HR	20HR
1.60V	406.5	251.8	147.8	88.5	65.7	53.3	45.0	30.1	25.6	13.1
1.65V	395.9	246.3	145.0	87.2	64.8	52.7	44.5	29.8	25.3	13.0
1.70V	381.9	239.0	141.4	85.5	63.6	51.8	43.8	29.4	25.0	12.9
1.75V	363.6	229.4	136.6	83.2	62.1	50.6	42.9	28.8	24.6	12.7
1.80V	340.2	217.0	130.4	80.2	60.1	49.1	41.7	28.1	24.0	12.4
1.85V	310.6	201.2	122.4	76.3	57.4	47.0	40.1	27.2	23.3	12.1

Constant Power Discharge Characteristics : WPC (25°C)

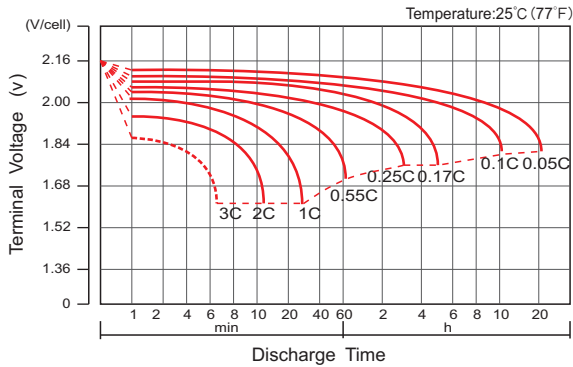
F.V/Time	15MIN	30MIN	1HR	2HR	3HR	4HR	5HR	8HR	10HR	20HR
1.60V	721	464	280	170	127	104	88.1	59.6	51.0	26.2
1.65V	717	461	278	169	126	103	87.5	59.2	50.7	26.1
1.70V	698	450	272	166	124	102	86.3	58.5	50.0	25.8
1.75V	674	436	264	163	122	100	84.8	57.5	49.2	25.5
1.80V	640	417	253	157	118	97.1	82.7	56.2	48.2	25.0
1.85V	592	390	240	151	114	93.4	79.8	54.5	46.7	24.4

(Note) The above characteristics data are average values obtained within three charge/discharge cycle not the minimum values.

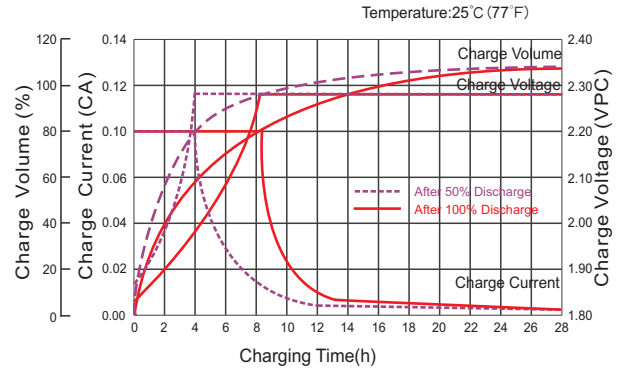
RA12-240(12V240Ah)



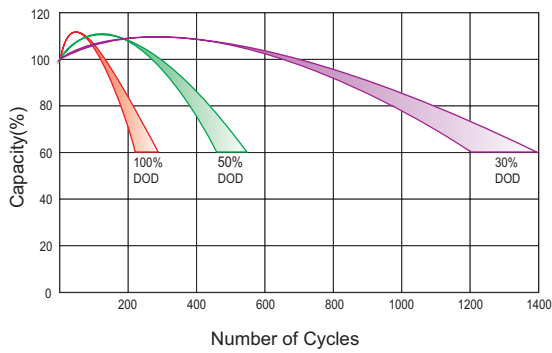
Discharge Characteristics Curve



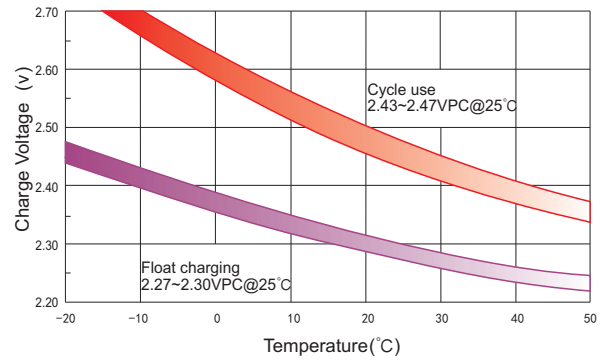
Charge Characteristic Curve For Standby Use



Cycle Life In Relation To Depth Of Discharge



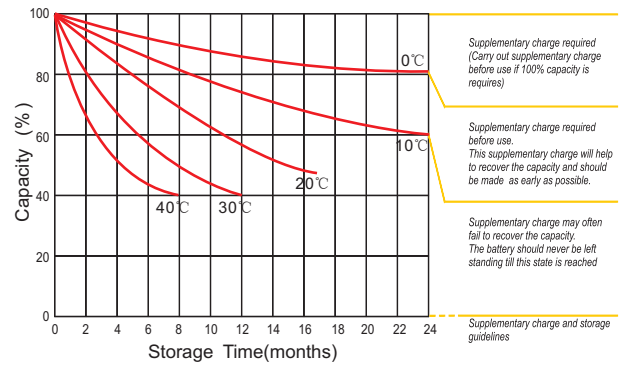
Relationship Between Charging Voltage And Temperature



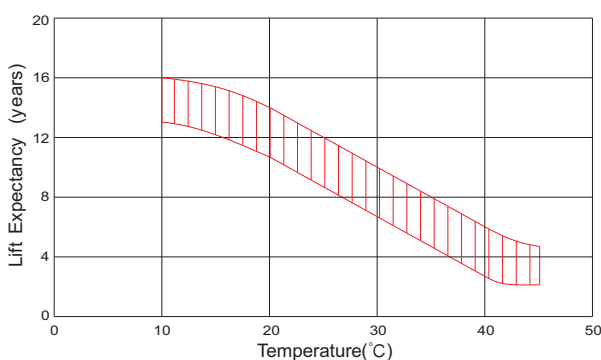
Temperature Effects On Capacity



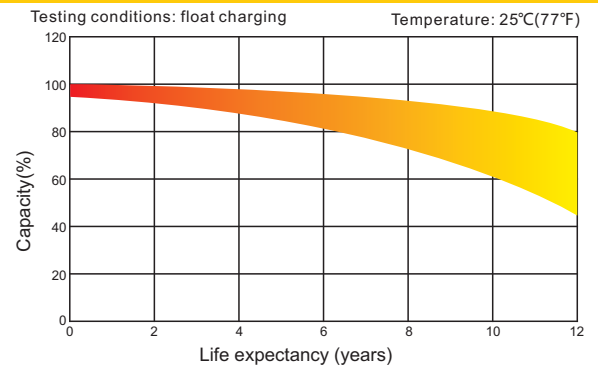
Storage Characteristics



Effect Of Temperature On Long Term Life



Life Characteristics Of Standby Use



For Battery Sales + EPA Battery Recycling and AC / DC Power Services, please contact:

Moore & Moore Solutions, Inc.
 Phone: 484-302-7009
 Email: mr@mooreu.com
 www.MooreU.com