



RA12-65(12V65Ah)

Specification

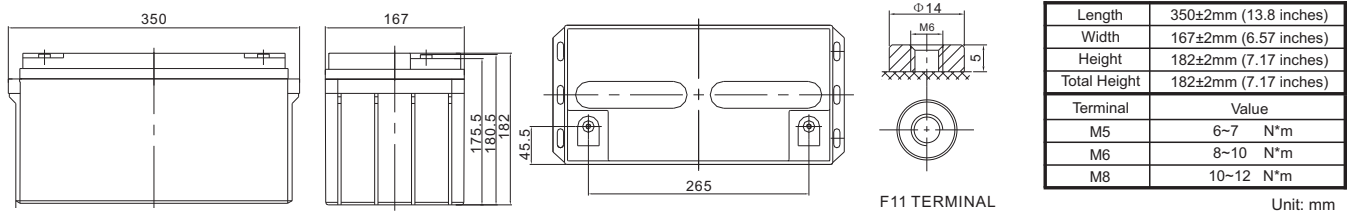
Cells Per Unit	6
Voltage Per Unit	12
Nominal Capacity	65Ah@10hour-rate to 1.80V per cell @25°C
Weight	Approx. 21.0 Kg (Tolerance ±2.0%)
Internal Resistance	Approx. 6.0 mΩ
Terminal	F5(M8)/F11(M6)
Max. Discharge Current	650A (5 sec)
Short Circuit Current	1500A
Design Life	12 years (Float charging)
Recommended Maximum Charging Current	19.5 A
Reference Capacity	C3 50.4AH C5 58.2AH C10 65.0AH C20 68.8AH
Standby Use Voltage	13.6 V~13.8 V @ 25°C Temperature Compensation: -3mV/°C/Cell
Cycle Use Voltage	14.6 V~14.8 V @ 25°C Temperature Compensation: -4mV/°C/Cell
Operating Temperature Range	Discharge: -20°C~60°C Charge: 0°C~50°C Storage: -20°C~60°C
Normal Operating Temperature Range	25°C±5°C
Self Discharge	RITAR Valve Regulated Lead Acid (VRLA) batteries can be stored for up to 6 months at 25°C and then recharging is recommended. Monthly Self-discharge ratio is less than 3% at 25°C. Please charge batteries before using.
Container Material	A.B.S. UL94-HB, UL94-V0 Optional.



RA series is a general purpose battery with 12 years design life in float service. It meets with IEC, JIS, BS and YDT standards. With advanced AGM valve regulated technology and high purity raw material, the RA series battery maintains high consistency for better performance and reliable standby service life. It is suitable for UPS/EPS, Telecom, power grid, medical equipment, emergency light and security system applications.



Dimensions



Constant Current Discharge Characteristics : A (25°C)

F.V/Time	5MIN	10MIN	15MIN	30MIN	1HR	2HR	3HR	4HR	5HR	8HR	10HR	20HR
1.60V	228.1	159.7	119.0	68.89	40.42	24.22	17.78	14.44	12.19	8.15	6.93	3.55
1.65V	219.8	154.9	115.9	67.37	39.68	23.86	17.55	14.26	12.05	8.07	6.86	3.53
1.70V	209.1	148.7	111.8	65.37	38.68	23.39	17.23	14.03	11.86	7.96	6.78	3.49
1.75V	195.3	140.6	106.5	62.76	37.38	22.77	16.81	13.71	11.62	7.81	6.66	3.44
1.80V	178.0	130.3	99.61	59.36	35.68	21.95	16.26	13.29	11.29	7.62	6.50	3.37
1.85V	156.6	117.4	90.94	55.03	33.48	20.88	15.55	12.74	10.85	7.36	6.30	3.28

Constant Power Discharge Characteristics : WPC (25°C)

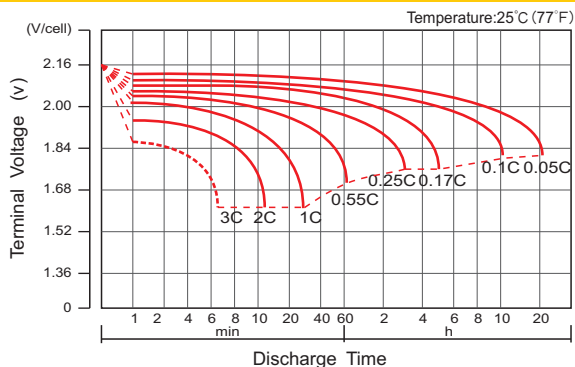
F.V/Time	5MIN	10MIN	15MIN	30MIN	1HR	2HR	3HR	4HR	5HR	8HR	10HR	20HR
1.60V	392.6	275.5	211.2	127.0	76.72	46.59	34.48	28.15	23.86	16.15	13.82	7.10
1.65V	388.4	274.4	210.0	126.1	76.09	46.24	34.23	27.94	23.70	16.04	13.72	7.06
1.70V	373.6	266.3	204.4	123.0	74.45	45.47	33.69	27.54	23.38	15.84	13.56	6.99
1.75V	355.3	256.3	197.4	119.3	72.30	44.46	33.02	27.02	22.97	15.58	13.34	6.90
1.80V	329.4	241.6	187.3	114.0	69.34	43.08	32.06	26.29	22.40	15.23	13.04	6.77
1.85V	295.0	221.6	173.4	106.7	65.54	41.21	30.79	25.30	21.61	14.75	12.65	6.60

(Note) The above characteristics data are average values obtained within three charge/discharge cycle not the minimum values.

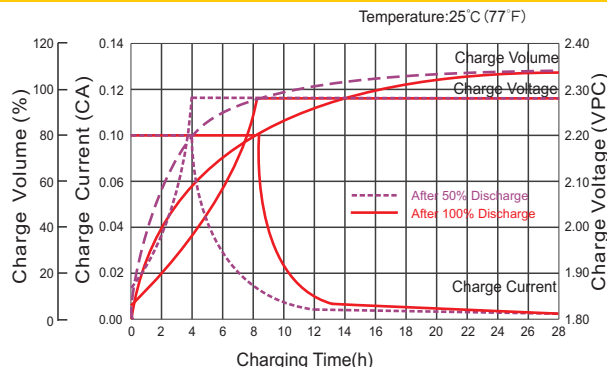
RA12-65(12V65Ah)



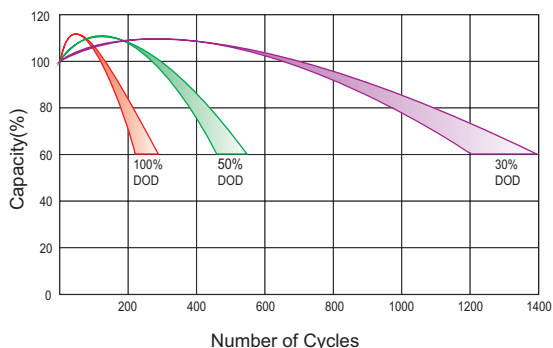
Discharge Characteristics Curve



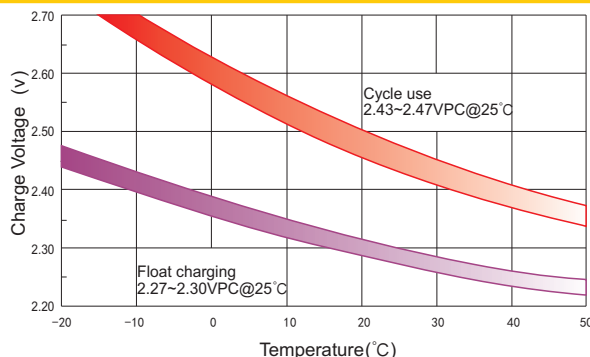
Charge Characteristic Curve For Standby Use



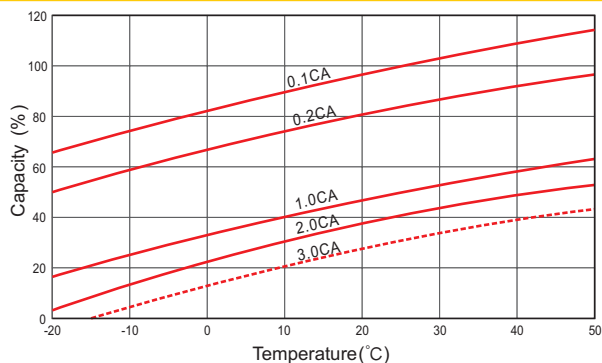
Cycle Life In Relation To Depth Of Discharge



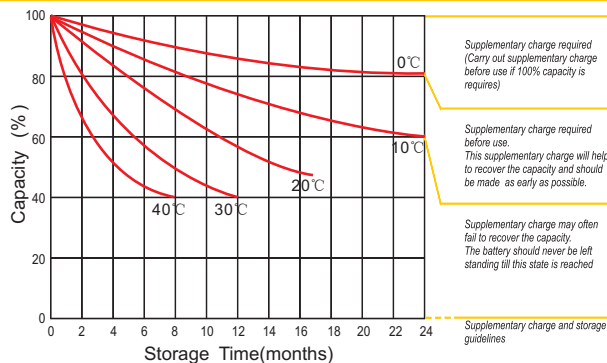
Relationship Between Charging Voltage And Temperature



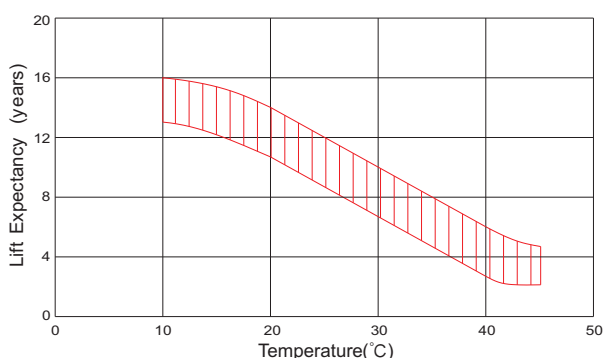
Temperature Effects On Capacity



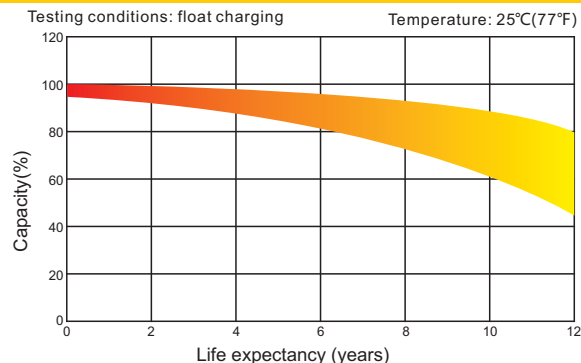
Storage Characteristics



Effect Of Temperature On Long Term Life



Life Characteristics Of Standby Use



For Battery Sales + EPA Battery Recycling and AC / DC Power Services, please contact:

Moore & Moore Solutions, Inc.
 Phone: 484-302-7009
 Email: mr@mooreu.com
 www.MooreU.com