



RA12-45(12V45Ah)

Specification

Cells Per Unit	6
Voltage Per Unit	12
Nominal Capacity	45Ah@10hour-rate to 1.80V per cell @25°C
Weight	Approx. 13.5 Kg (Tolerance ±3.0%)
Internal Resistance	Approx. 8.0 mΩ
Terminal	F4(M6)/F11(M6)
Max. Discharge Current	450A (5 sec)
Short Circuit Current	1050A
Design Life	12 years (Float charging)
Recommended Maximum Charging Current	13.5 A
Reference Capacity	C3 34.9AH C5 40.2AH C10 45.0AH C20 47.6AH
Standby Use Voltage	13.6 V~13.8 V @ 25°C Temperature Compensation: -3mV/°C/Cell
Cycle Use Voltage	14.6 V~14.8 V @ 25°C Temperature Compensation: -4mV/°C/Cell
Operating Temperature Range	Discharge: -20°C~60°C Charge: 0°C~50°C Storage: -20°C~60°C
Normal Operating Temperature Range	25°C ±5°C
Self Discharge	RITAR Valve Regulated Lead Acid (VRLA) batteries can be stored for up to 6 months at 25°C and then recharging is recommended. Monthly Self-discharge ratio is less than 3% at 25°C. Please charge batteries before using.
Container Material	A.B.S. UL94-HB, UL94-V0 Optional.



RA series is a general purpose battery with 12 years design life in float service. It meets with IEC, JIS, BS and YDT standards. With advanced AGM valve regulated technology and high purity raw material, the RA series battery maintains high consistency for better performance and reliable standby service life. It is suitable for UPS/EPS, Telecom, power grid, medical equipment, emergency light and security system applications.



Dimensions

Length	198±2mm (7.80 inches)
Width	166±2mm (6.54 inches)
Height	169±2mm (6.65 inches)
Total Height	169±2mm (6.65 inches)
Terminal	Value
M5	6~7 N*m
M6	8~10 N*m
M8	10~12 N*m

Unit: mm

Constant Current Discharge Characteristics : A (25°C)

F.V/Time	5MIN	10MIN	15MIN	30MIN	1HR	2HR	3HR	4HR	5HR	8HR	10HR	20HR
1.60V	157.9	110.5	82.41	47.69	27.99	16.77	12.31	10.00	8.44	5.64	4.80	2.46
1.65V	152.2	107.2	80.25	46.64	27.47	16.52	12.15	9.88	8.34	5.58	4.75	2.44
1.70V	144.8	102.9	77.41	45.26	26.78	16.19	11.93	9.71	8.21	5.51	4.69	2.41
1.75V	135.2	97.33	73.71	43.45	25.88	15.76	11.64	9.49	8.04	5.41	4.61	2.38
1.80V	123.2	90.19	68.96	41.10	24.70	15.20	11.26	9.20	7.81	5.27	4.50	2.33
1.85V	108.4	81.26	62.96	38.10	23.18	14.46	10.76	8.82	7.51	5.10	4.36	2.27

Constant Power Discharge Characteristics : WPC (25°C)

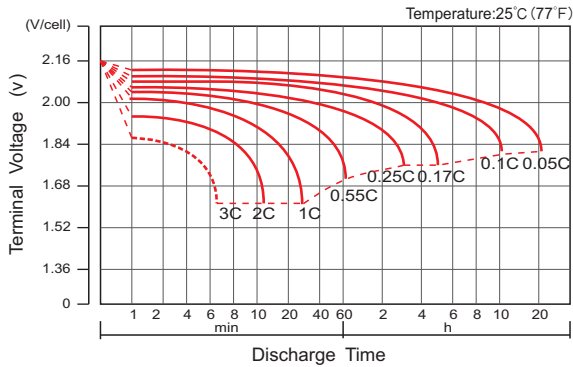
F.V/Time	5MIN	10MIN	15MIN	30MIN	1HR	2HR	3HR	4HR	5HR	8HR	10HR	20HR
1.60V	271.8	190.7	146.2	87.92	53.11	32.25	23.87	19.49	16.52	11.18	9.57	4.92
1.65V	268.9	189.9	145.4	87.27	52.68	32.01	23.69	19.35	16.41	11.10	9.50	4.89
1.70V	258.7	184.3	141.5	85.16	51.54	31.48	23.33	19.06	16.19	10.97	9.38	4.84
1.75V	246.0	177.4	136.7	82.59	50.05	30.78	22.86	18.70	15.90	10.79	9.23	4.77
1.80V	228.0	167.3	129.7	78.91	48.00	29.82	22.20	18.20	15.51	10.54	9.03	4.69
1.85V	204.2	153.4	120.1	73.88	45.37	28.53	21.31	17.51	14.96	10.21	8.76	4.57

(Note) The above characteristics data are average values obtained within three charge/discharge cycle not the minimum values.

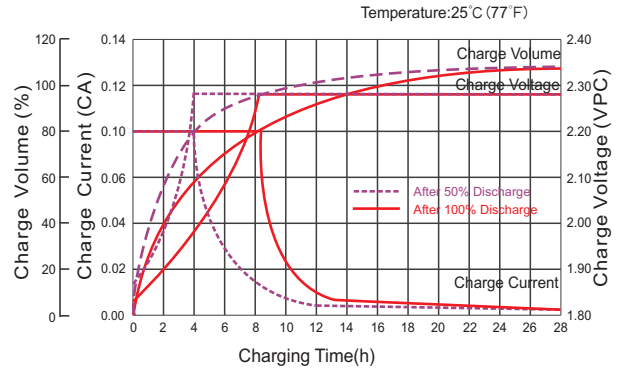
RA12-45(12V45Ah)



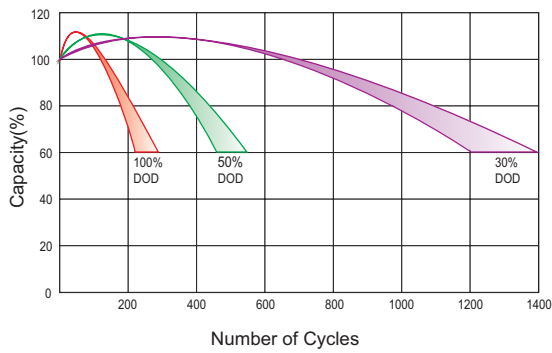
Discharge Characteristics Curve



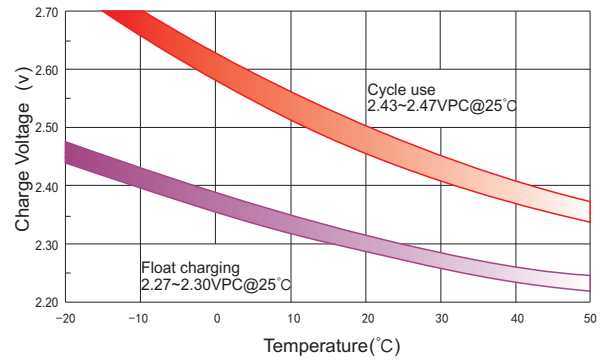
Charge Characteristic Curve For Standby Use



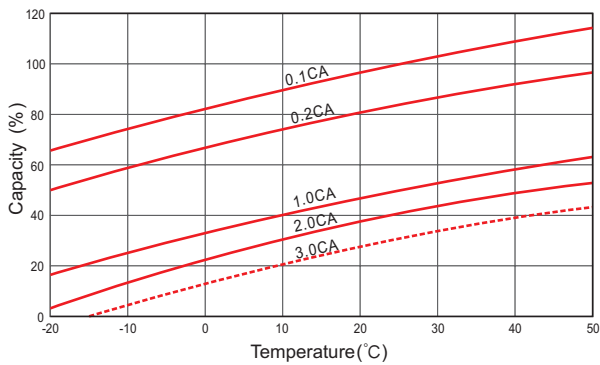
Cycle Life In Relation To Depth Of Discharge



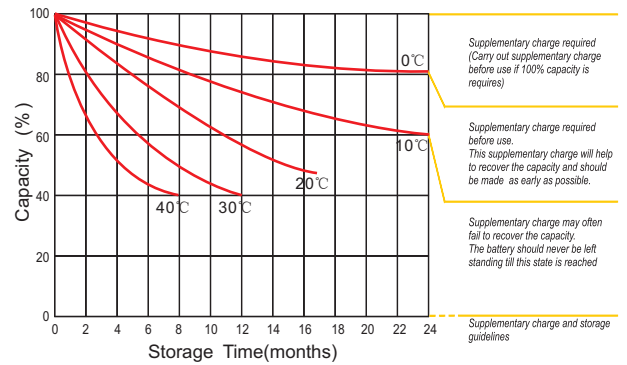
Relationship Between Charging Voltage And Temperature



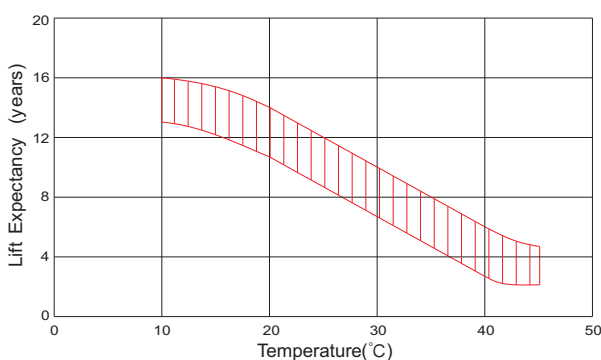
Temperature Effects On Capacity



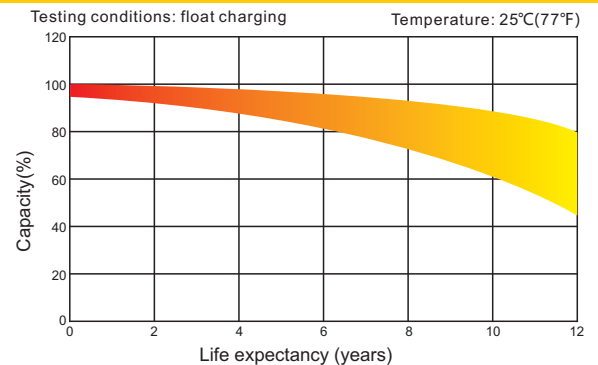
Storage Characteristics



Effect Of Temperature On Long Term Life



Life Characteristics Of Standby Use



For Battery Sales + EPA Battery Recycling and AC / DC Power Services, please contact:
Moore & Moore Solutions, Inc.
Phone: 484-302-7009
Email: mr@mooreu.com
www.MooreU.com