



HT12-130(12V130Ah)

Specification

Cells Per Unit	6
Voltage Per Unit	12
Nominal Capacity	130Ah@10hour-rate to 1.80V per cell @25°C
Weight	Approx. 43.0 Kg (Tolerance ±2.0%)
Internal Resistance	Approx. 4.5 mΩ
Terminal	F5(M8)/F12(M8)
Max. Discharge Current	1300A (5 sec)
Design Life	15 years (Float charging)
Recommended Maximum Charging Current	39 A
Reference Capacity	C3 97.8AH C5 112.5AH C10 130.0AH C20 137.4AH
Standby Use Voltage	13.6 V~13.8 V @ 25°C Temperature Compensation: -3mV/°C/Cell
Cycle Use Voltage	14.6 V~14.8 V @ 25°C Temperature Compensation: -4mV/°C/Cell
Operating Temperature Range	Discharge: -20°C~60°C Charge: -10°C~60°C Storage: -20°C~60°C
Normal Operating Temperature Range	35°C ±5°C
Self Discharge	RITAR Valve Regulated Lead Acid (VRLA) batteries can be stored for up to 6 months at 25°C and then recharging is recommended. Monthly Self-discharge ratio is less than 3% at 25°C. Please charge batteries before using.
Container Material	A.B.S. UL94-HB, UL94-V0 Optional.



HT series is High-temperature series battery with 15 years design life in float service. It meets with IEC, JIS, BS and YDT standards. With advanced AGM valve regulated technology and high purity raw material, the HT series battery maintains high consistency for better performance and reliable standby service life. It is designed for using under high temperature conditions.



Dimensions

Length	483±2mm (19.0 inches)
Width	170±2mm (6.69 inches)
Height	241±2mm (9.49 inches)
Total Height	241±2mm (9.49 inches)
Terminal	Value
M5	6~7 N*m
M6	8~10 N*m
M8	10~12 N*m

Unit: mm

Constant Current Discharge Characteristics : A (25°C)

F.V/Time	10MIN	15MIN	30MIN	1HR	2HR	3HR	4HR	5HR	8HR	10HR	20HR
1.60V	288.2	229.3	136.4	80.0	48.0	34.5	28.0	23.7	16.0	13.8	7.11
1.65V	279.6	223.3	133.4	78.6	47.2	34.0	27.7	23.4	15.8	13.7	7.05
1.70V	268.4	215.4	129.4	76.6	46.3	33.4	27.2	23.0	15.6	13.5	6.97
1.75V	253.8	205.1	124.3	74.0	45.1	32.6	26.6	22.5	15.3	13.3	6.87
1.80V	235.1	191.9	117.5	70.6	43.5	31.6	25.8	21.9	14.9	13.0	6.74
1.85V	211.9	175.2	109.0	66.3	41.3	30.2	24.7	21.1	14.4	12.6	6.56

Constant Power Discharge Characteristics : WPC (25°C)

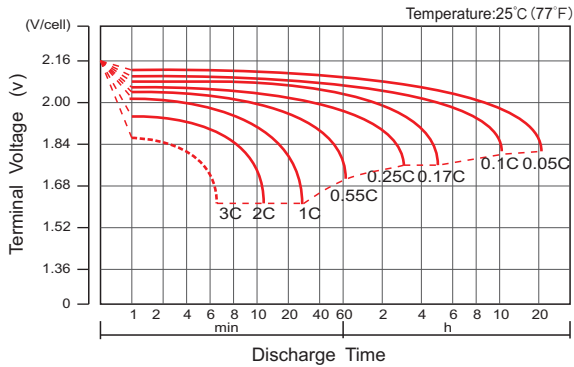
F.V/Time	10MIN	15MIN	30MIN	1HR	2HR	3HR	4HR	5HR	8HR	10HR	20HR
1.60V	497	407	251	152	92.2	66.9	54.6	46.3	31.7	27.6	14.2
1.65V	495	405	250	151	91.6	66.4	54.2	46.0	31.4	27.4	14.1
1.70V	481	394	244	147	90.0	65.4	53.4	45.4	31.0	27.1	14.0
1.75V	463	380	236	143	88.0	64.1	52.4	44.6	30.5	26.6	13.8
1.80V	436	361	226	137	85.3	62.2	51.0	43.4	29.8	26.1	13.5
1.85V	400	334	211	130	81.6	59.7	49.1	41.9	28.9	25.3	13.2

(Note) The above characteristics data are average values obtained within three charge/discharge cycle not the minimum values.

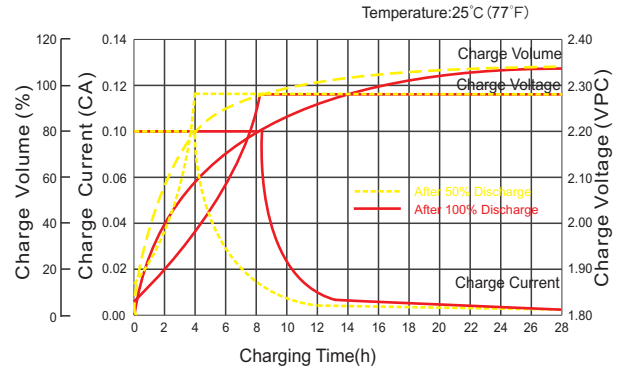
HT12-130(12V130Ah)



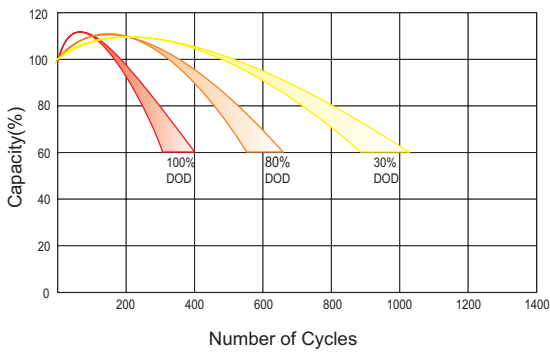
Discharge Characteristics Curve



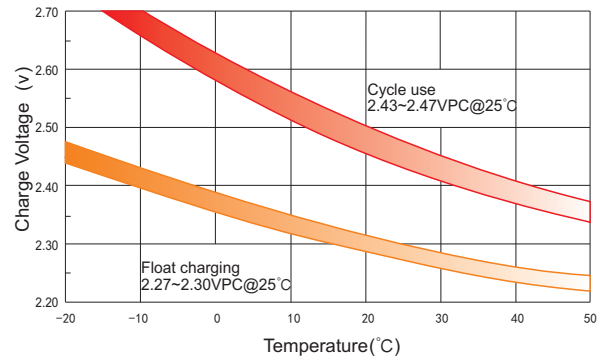
Charge Characteristic Curve For Standby Use



Cycle Life In Relation To Depth Of Discharge



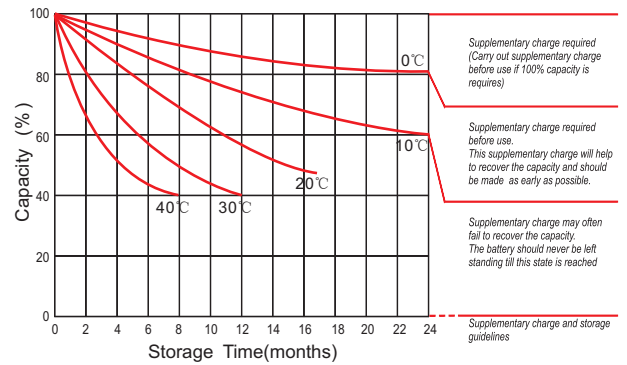
Relationship Between Charging Voltage And Temperature



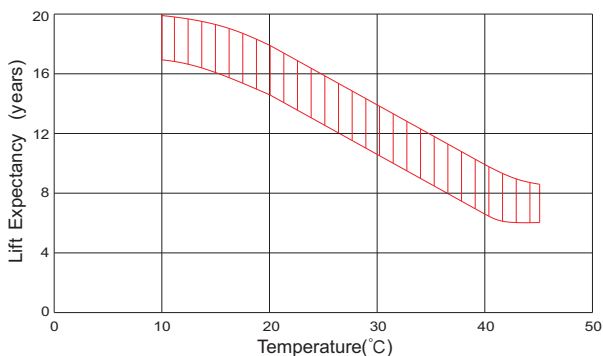
Temperature Effects On Capacity



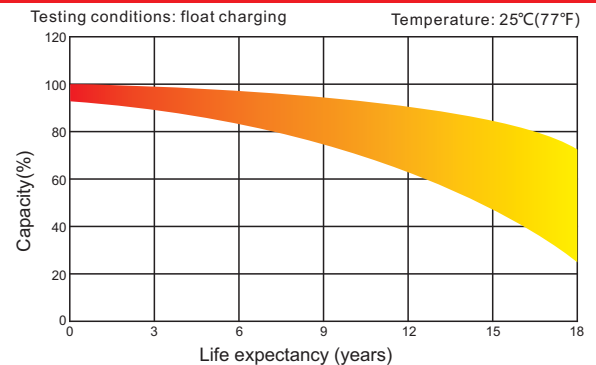
Storage Characteristics



Effect Of Temperature On Long Term Life



Life Characteristics Of Standby Use



For Battery Sales + EPA Battery Recycling and AC / DC Power Services, please contact:

Moore & Moore Solutions, Inc.
 Phone: 484-302-7009
 Email: mr@mooreu.com
 www.MooreU.com