



# RT12220(12V22Ah)

## Specification

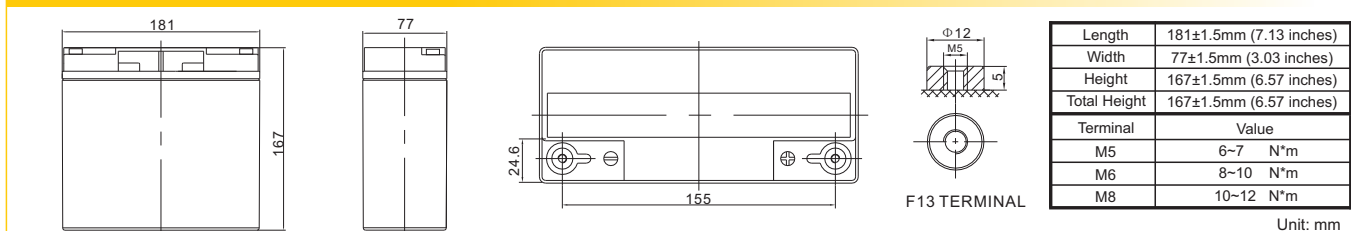
Cells Per Unit	6
Voltage Per Unit	12
Nominal Capacity	22Ah@20hour-rate to 1.75V per cell @25°C
Weight	Approx. 6.5 Kg (Tolerance $\pm 3.0\%$ )
Internal Resistance	Approx. 13 m $\Omega$
Terminal	F3(M5)/F13(M5)
Max. Discharge Current	220A (5 sec)
Short Circuit Current	830A
Design Life	6~8 years (Float charging)
Recommended Maximum Charging Current	6.6 A
Reference Capacity	C3 17.1AH C5 19.3AH C10 20.7AH C20 22.2AH
Standby Use Voltage	13.7 V~13.9 V @ 25°C Temperature Compensation: -3mV/°C/Cell
Cycle Use Voltage	14.6 V~14.8 V @ 25°C Temperature Compensation: -4mV/°C/Cell
Operating Temperature Range	Discharge: -20°C~60°C Charge: 0°C~50°C Storage: -20°C~60°C
Normal Operating Temperature Range	25°C $\pm 5^\circ\text{C}$
Self Discharge	RITAR Valve Regulated Lead Acid (VRLA) batteries can be stored for up to 6 months at 25°C and then recharging is recommended. Monthly Self-discharge ratio is less than 3% at 25°C. Please charge batteries before using.
Container Material	A.B.S. UL94-HB, UL94-V0 Optional.



RT series is a general purpose battery with 6~8 years design life in float service. It meets with IEC, JIS, BS and YDT standards. With advanced AGM valve regulated technology and high purity raw material, the RT series battery maintains high consistency for better performance and reliable standby service life. It is suitable for UPS/EPS, Telecom, power grid, medical equipment, emergency light and security system applications.



## Dimensions



### Constant Current Discharge Characteristics : A (25°C)

F.V/Time	5MIN	10MIN	15MIN	30MIN	1HR	2HR	3HR	4HR	5HR	8HR	10HR	20HR
1.60V	82.86	54.04	39.87	23.07	13.33	8.280	6.019	4.793	4.046	2.703	2.202	1.145
1.65V	79.87	52.43	38.82	22.57	13.08	8.158	5.939	4.733	3.999	2.676	2.181	1.136
1.70V	75.97	50.32	37.45	21.90	12.76	7.997	5.832	4.654	3.937	2.640	2.153	1.124
1.75V	70.97	47.58	35.66	21.02	12.33	7.784	5.691	4.549	3.854	2.591	2.116	1.108
1.80V	64.66	44.09	33.36	19.88	11.77	7.504	5.505	4.410	3.745	2.527	2.067	1.086
1.85V	56.90	39.72	30.46	18.43	11.04	7.139	5.262	4.228	3.602	2.443	2.002	1.057

### Constant Power Discharge Characteristics : WPC (25°C)

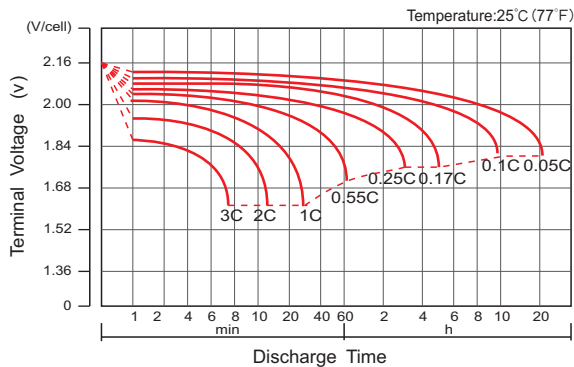
F.V/Time	5MIN	10MIN	15MIN	30MIN	1HR	2HR	3HR	4HR	5HR	8HR	10HR	20HR
1.60V	142.6	93.24	70.74	42.54	25.30	15.93	11.67	9.34	7.92	5.36	4.39	2.29
1.65V	141.1	92.86	70.34	42.22	25.09	15.81	11.58	9.27	7.86	5.32	4.36	2.28
1.70V	135.7	90.12	68.44	41.20	24.55	15.54	11.40	9.14	7.76	5.26	4.31	2.25
1.75V	129.1	86.75	66.12	39.96	23.84	15.20	11.18	8.97	7.62	5.17	4.24	2.22
1.80V	119.7	81.79	62.73	38.18	22.87	14.73	10.85	8.72	7.43	5.05	4.15	2.18
1.85V	107.2	75.00	58.09	35.74	21.61	14.09	10.42	8.39	7.17	4.90	4.02	2.13

(Note) The above characteristics data are average values obtained within three charge/discharge cycle not the minimum values.

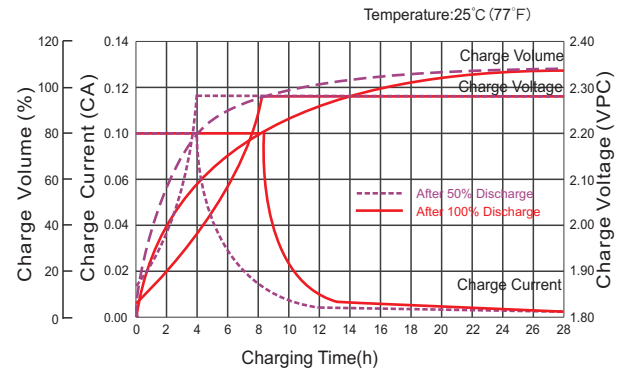
# RT12220(12V22Ah)



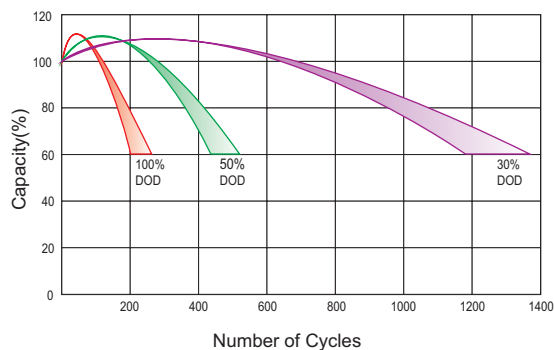
## Discharge Characteristics Curve



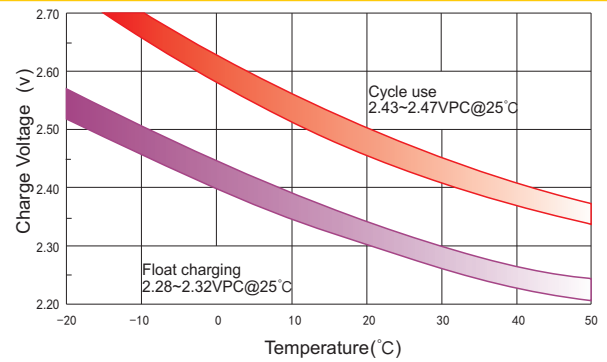
## Charge Characteristic Curve For Standby Use



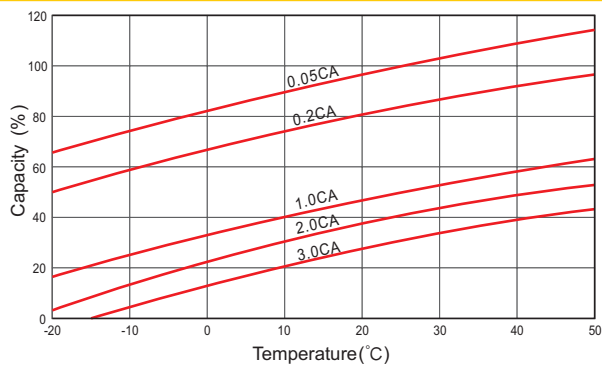
## Cycle Life In Relation To Depth Of Discharge



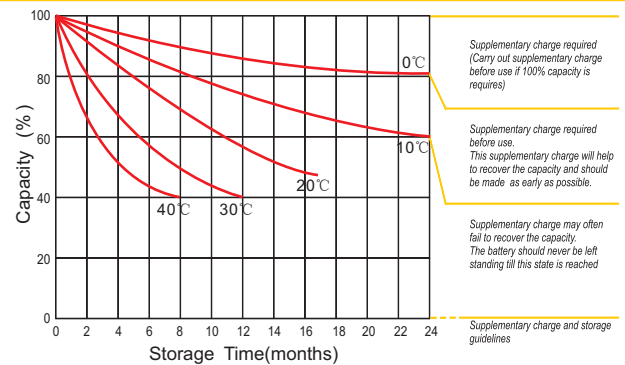
## Relationship Between Charging Voltage And Temperature



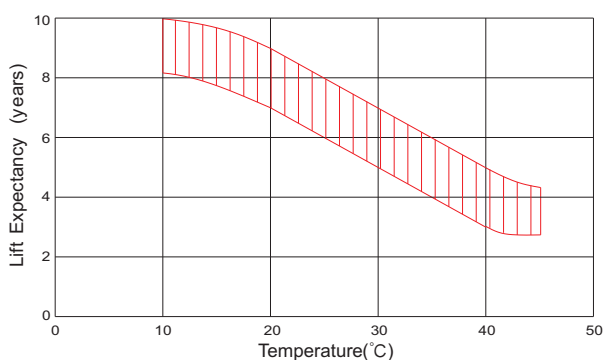
## Temperature Effects On Capacity



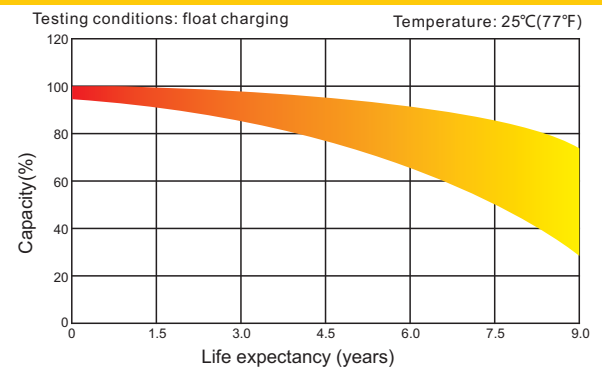
## Storage Characteristics



## Effect Of Temperature On Long Term Life



## Life Characteristics Of Standby Use



For Battery Sales + EPA Battery Recycling and AC / DC Power Services, please contact:

Moore & Moore Solutions, Inc.  
Phone: 484-302-7009  
Email: [mr@mooreu.com](mailto:mr@mooreu.com)  
[www.MooreU.com](http://www.MooreU.com)