



RT12100(12V10Ah)

Specification

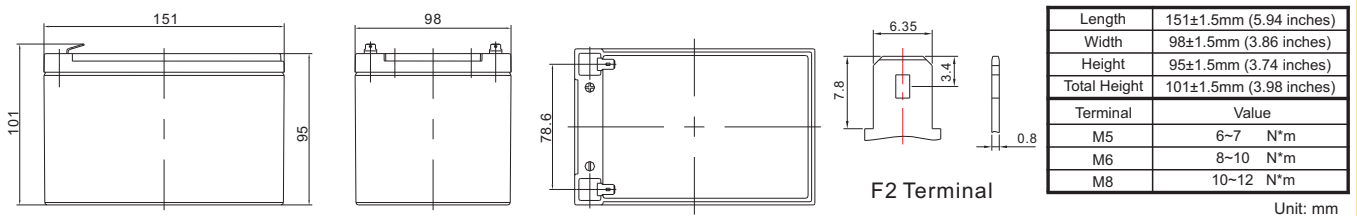
Cells Per Unit	6
Voltage Per Unit	12
Nominal Capacity	10Ah@20hour-rate to 1.75V per cell @25°C
Weight	Approx. 3.20 Kg (Tolerance ±4.0%)
Internal Resistance	Approx. 18 mΩ
Terminal	F1/F2
Max. Discharge Current	100A (5 sec)
Short Circuit Current	550A
Design Life	6~8 years (Float charging)
Recommended Maximum Charging Current	3 A
Reference Capacity	C3 7.76AH C5 8.76AH C10 9.39AH C20 10.1AH
Standby Use Voltage	13.7 V~13.9 V @ 25°C Temperature Compensation: -3mV/°C/Cell
Cycle Use Voltage	14.6 V~14.8 V @ 25°C Temperature Compensation: -4mV/°C/Cell
Operating Temperature Range	Discharge: -20°C~60°C Charge: 0°C~50°C Storage: -20°C~60°C
Normal Operating Temperature Range	25°C±5°C
Self Discharge	RITAR Valve Regulated Lead Acid (VRLA) batteries can be stored for up to 6 months at 25°C and then recharging is recommended. Monthly Self-discharge ratio is less than 3% at 25°C. Please charge batteries before using.
Container Material	A.B.S. UL94-HB, UL94-V0 Optional.



RT series is a general purpose battery with 6~8 years design life in float service. It meets with IEC, JIS, BS and YDT standards. With advanced AGM valve regulated technology and high purity raw material, the RT series battery maintains high consistency for better performance and reliable standby service life. It is suitable for UPS/EPS, Telecom, power grid, medical equipment, emergency light and security system applications.



Dimensions



Constant Current Discharge Characteristics : A (25°C)

F.V/Time	5MIN	10MIN	15MIN	30MIN	1HR	2HR	3HR	4HR	5HR	8HR	10HR	20HR
1.60V	39.65	25.86	19.08	11.04	6.379	3.763	2.736	2.179	1.839	1.229	1.001	0.521
1.65V	38.22	25.09	18.58	10.80	6.261	3.708	2.699	2.152	1.818	1.216	0.991	0.517
1.70V	36.35	24.08	17.92	10.48	6.104	3.635	2.651	2.115	1.790	1.200	0.979	0.511
1.75V	33.96	22.77	17.06	10.06	5.898	3.538	2.587	2.068	1.752	1.178	0.962	0.504
1.80V	30.94	21.10	15.96	9.513	5.630	3.411	2.502	2.005	1.702	1.149	0.939	0.494
1.85V	27.23	19.01	14.57	8.819	5.283	3.245	2.392	1.922	1.637	1.110	0.910	0.481

Constant Power Discharge Characteristics : WPC (25°C)

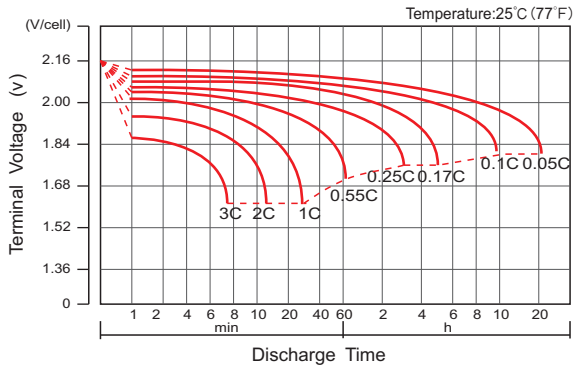
F.V/Time	5MIN	10MIN	15MIN	30MIN	1HR	2HR	3HR	4HR	5HR	8HR	10HR	20HR
1.60V	68.24	44.61	33.85	20.35	12.11	7.24	5.30	4.25	3.60	2.44	2.00	1.04
1.65V	67.52	44.43	33.66	20.20	12.01	7.19	5.27	4.21	3.57	2.42	1.98	1.03
1.70V	64.95	43.12	32.75	19.71	11.75	7.07	5.18	4.15	3.53	2.39	1.96	1.02
1.75V	61.76	41.51	31.64	19.12	11.41	6.91	5.08	4.08	3.46	2.35	1.93	1.01
1.80V	57.26	39.13	30.02	18.27	10.94	6.69	4.93	3.96	3.38	2.30	1.88	0.99
1.85V	51.28	35.88	27.79	17.10	10.34	6.40	4.74	3.82	3.26	2.23	1.83	0.97

(Note) The above characteristics data are average values obtained within three charge/discharge cycle not the minimum values.

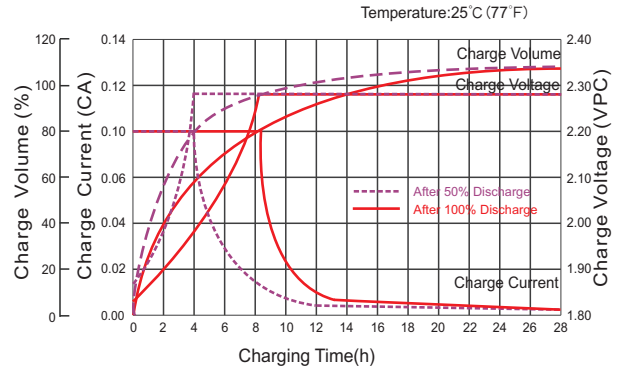
RT12100(12V10Ah)



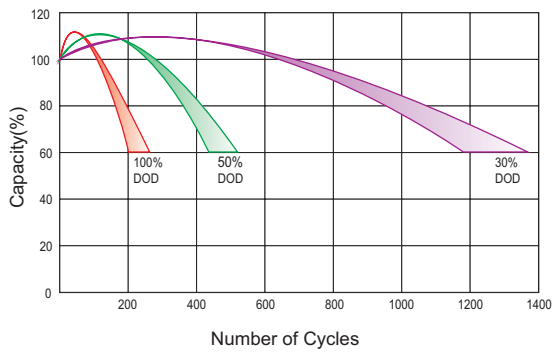
Discharge Characteristics Curve



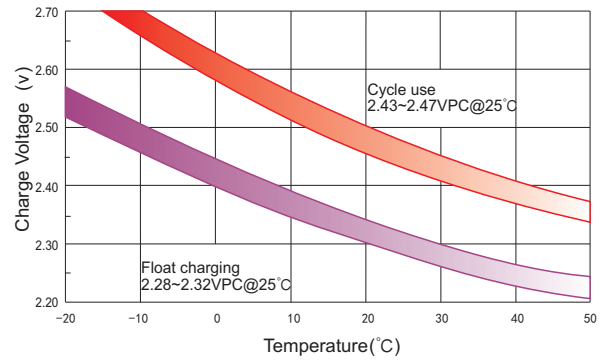
Charge Characteristic Curve For Standby Use



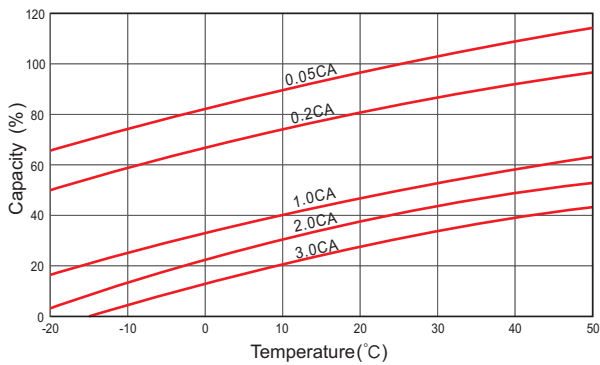
Cycle Life In Relation To Depth Of Discharge



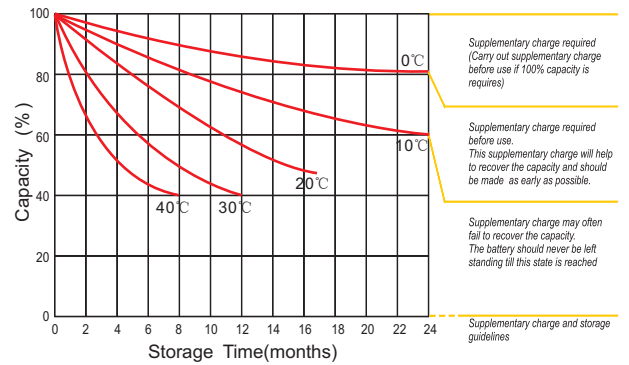
Relationship Between Charging Voltage And Temperature



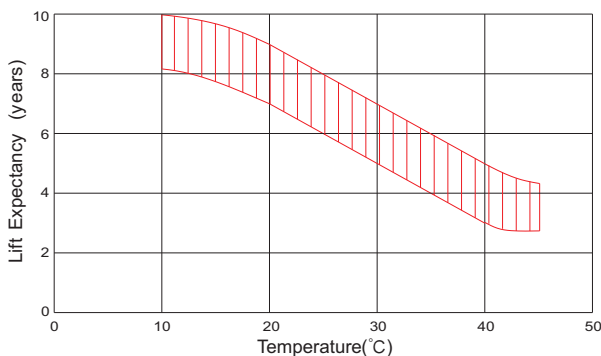
Temperature Effects On Capacity



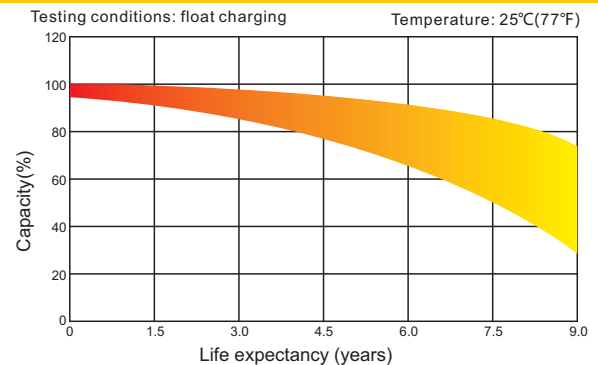
Storage Characteristics



Effect Of Temperature On Long Term Life



Life Characteristics Of Standby Use



For Battery Sales + EPA Battery Recycling and AC / DC Power Services, please contact:
Moore & Moore Solutions, Inc.
 Phone: 484-302-7009
 Email: mr@mooreu.com
www.MooreU.com