



RT1280B(12V8Ah)

Specification

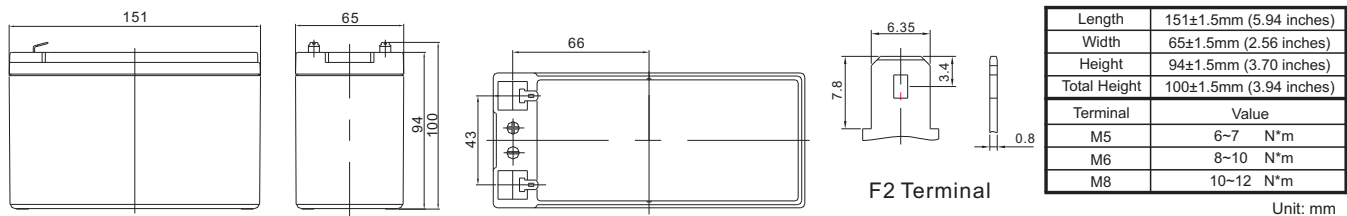
Cells Per Unit	6
Voltage Per Unit	12
Nominal Capacity	8Ah@20hour-rate to 1.75V per cell @25°C
Weight	Approx. 2.20 Kg (Tolerance ±4.0%)
Internal Resistance	Approx. 25 mΩ
Terminal	F1/F2
Max. Discharge Current	80A (5 sec)
Short Circuit Current	360A
Design Life	6~8 years (Float charging)
Recommended Maximum Charging Current	2.4 A
Reference Capacity	C3 6.21AH C5 7.01AH C10 7.52AH C20 8.06AH
Standby Use Voltage	13.7 V~13.9 V @ 25°C Temperature Compensation: -3mV/°C/Cell
Cycle Use Voltage	14.6 V~14.8 V @ 25°C Temperature Compensation: -4mV/°C/Cell
Operating Temperature Range	Discharge: -20°C~60°C Charge: 0°C~50°C Storage: -20°C~60°C
Normal Operating Temperature Range	25°C±5°C
Self Discharge	RITAR Valve Regulated Lead Acid (VRLA) batteries can be stored for up to 6 months at 25°C and then recharging is recommended. Monthly Self-discharge ratio is less than 3% at 25°C. Please charge batteries before using.
Container Material	A.B.S. UL94-HB, UL94-V0 Optional.



RT series is a general purpose battery with 6~8 years design life in float service. It meets with IEC, JIS, BS and YDT standards. With advanced AGM valve regulated technology and high purity raw material, the RT series battery maintains high consistency for better performance and reliable standby service life. It is suitable for UPS/EPS, Telecom, power grid, medical equipment, emergency light and security system applications.



Dimensions



Constant Current Discharge Characteristics : A (25°C)

F.V/Time	5MIN	10MIN	15MIN	30MIN	1HR	2HR	3HR	4HR	5HR	8HR	10HR	20HR
1.60V	29.84	19.87	14.96	8.656	5.103	3.011	2.189	1.743	1.471	0.983	0.801	0.417
1.65V	28.77	19.27	14.56	8.466	5.008	2.967	2.160	1.721	1.454	0.973	0.793	0.413
1.70V	27.36	18.50	14.05	8.214	4.883	2.908	2.121	1.692	1.432	0.960	0.783	0.409
1.75V	25.56	17.49	13.38	7.885	4.719	2.831	2.069	1.654	1.402	0.942	0.769	0.403
1.80V	23.29	16.21	12.52	7.459	4.504	2.729	2.002	1.604	1.362	0.919	0.752	0.395
1.85V	20.49	14.60	11.43	6.915	4.227	2.596	1.913	1.538	1.310	0.888	0.728	0.384

Constant Power Discharge Characteristics : WPC (25°C)

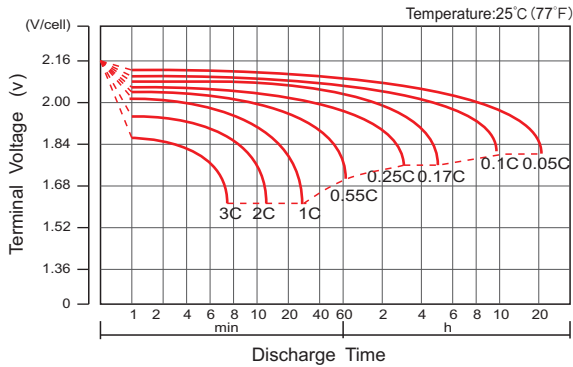
F.V/Time	5MIN	10MIN	15MIN	30MIN	1HR	2HR	3HR	4HR	5HR	8HR	10HR	20HR
1.60V	51.37	34.28	26.54	15.96	9.68	5.79	4.24	3.40	2.88	1.95	1.60	0.83
1.65V	50.83	34.14	26.39	15.84	9.61	5.75	4.21	3.37	2.86	1.94	1.59	0.83
1.70V	48.89	33.13	25.68	15.46	9.40	5.65	4.15	3.32	2.82	1.91	1.57	0.82
1.75V	46.49	31.89	24.81	14.99	9.13	5.53	4.06	3.26	2.77	1.88	1.54	0.81
1.80V	43.10	30.07	23.54	14.32	8.75	5.36	3.95	3.17	2.70	1.84	1.51	0.79
1.85V	38.60	27.57	21.79	13.41	8.27	5.12	3.79	3.05	2.61	1.78	1.46	0.77

(Note) The above characteristics data are average values obtained within three charge/discharge cycle not the minimum values.

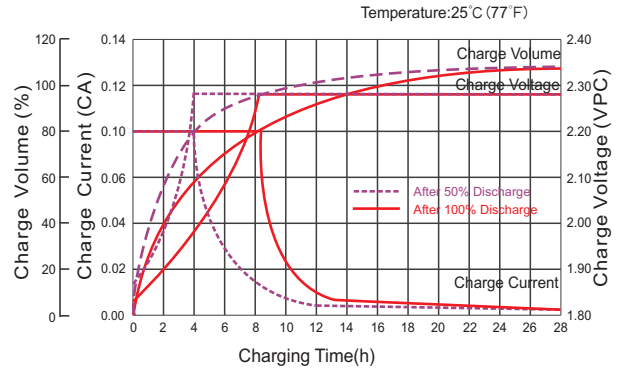
RT1280B(12V8Ah)



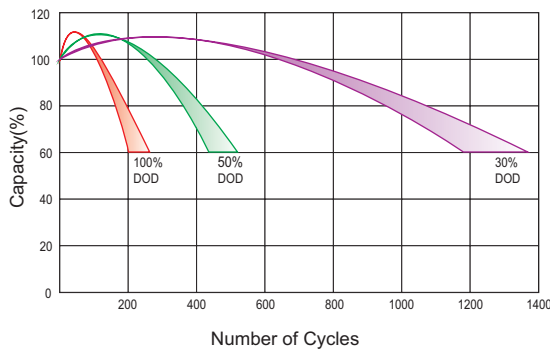
Discharge Characteristics Curve



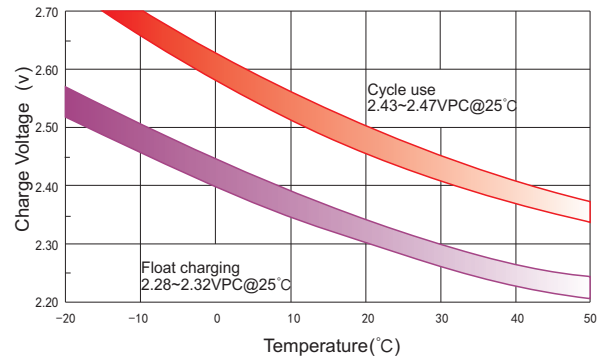
Charge Characteristic Curve For Standby Use



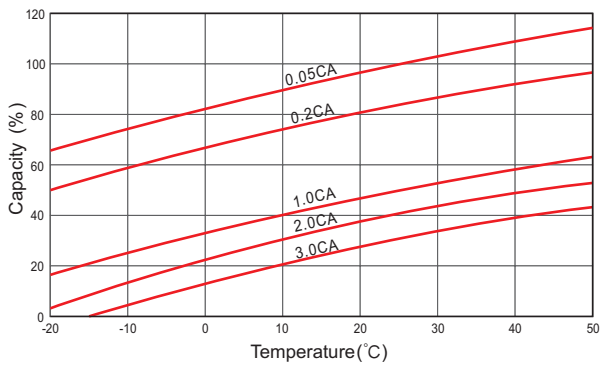
Cycle Life In Relation To Depth Of Discharge



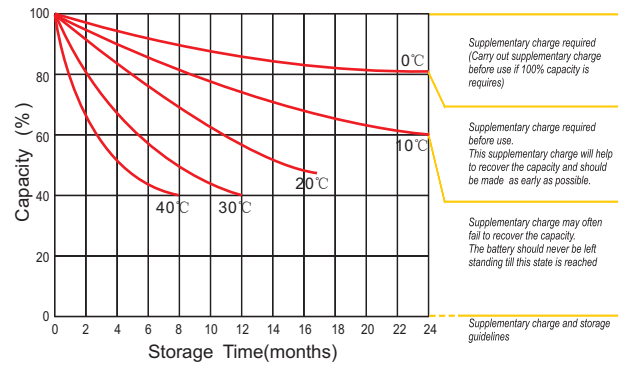
Relationship Between Charging Voltage And Temperature



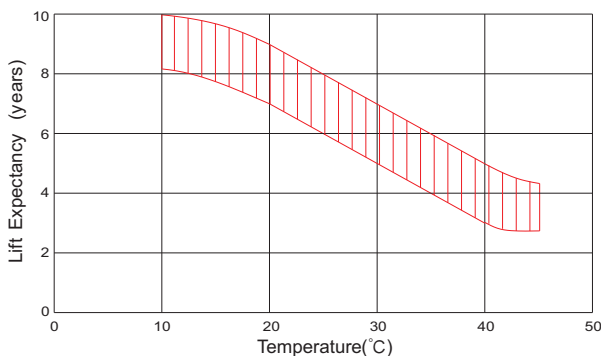
Temperature Effects On Capacity



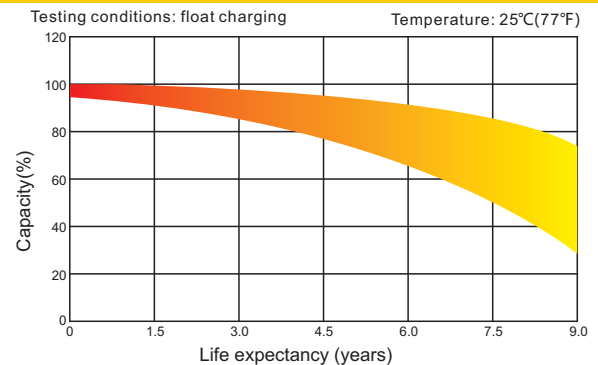
Storage Characteristics



Effect Of Temperature On Long Term Life



Life Characteristics Of Standby Use



For Battery Sales + EPA Battery Recycling and AC / DC Power Services, please contact:
Moore & Moore Solutions, Inc.
 Phone: 484-302-7009
 Email: mr@mooreu.com
www.MooreU.com