

FT12-110G(12V110Ah)

RITAR®

Specification

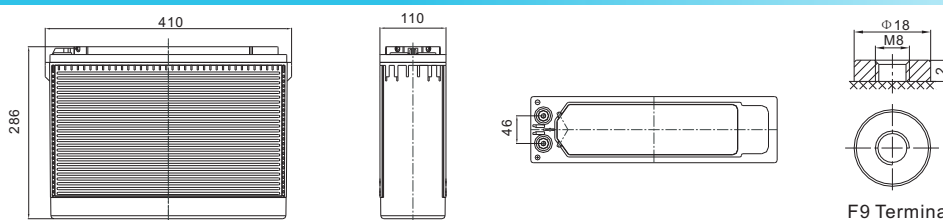
Cells Per Unit	6
Voltage Per Unit	12
Capacity	110Ah@20hr-rate to 1.75V per cell @25°C
Weight	Approx. 33.0 Kg (Tolerance ±2%)
Internal Resistance	Approx. 7.2 mΩ
Terminal	F9(M8)
Max. Discharge Current	1100A (5 sec)
Design Life	15 years (floating charge)
Maximum Charging Current	22.0 A
Reference Capacity	C3 75.0AH C5 83.5AH C10 95.5AH C20 110.0AH
Float Charging Voltage	13.6 V~13.8 V @ 25°C Temperature Compensation: -3mV/°C/Cell
Cycle Use Voltage	14.2 V~14.4 V @ 25°C Temperature Compensation: -4mV/°C/Cell
Operating Temperature Range	Discharge: -40°C~60°C Charge: -20°C~50°C Storage: -40°C~60°C
Normal Operating Temperature Range	25°C ±5°C
Self Discharge	RITAR Valve Regulated Lead Acid (VRLA) batteries can be stored for up to 6 months at 25°C and then recharging is recommended. Monthly Self-discharge ratio is less than 3% at 25°C. Please charged batteries before using.
Container Material	A.B.S. UL94-HB, UL94-V0 Optional.



FTG (Deep Cycle GEL) series is pure GEL battery with 15 years floating design life, it is ideal for standby or frequent cyclic discharge applications under extreme environments. By using strong grids, high purity lead and patented Gel electrolyte, the FTG series offers excellent recovery capability after deep discharge under frequent cyclic discharge use, and can deliver 450 cycles at 100% DOD. Suitable for solar & wind system, CATV, marine, RV and deep discharge UPS, and telecommunication, etc.



Dimensions



Length	410±2mm (16.1 inches)
Width	110±2mm (4.33 inches)
Height	286±2mm (11.3 inches)
Total Height	286±2mm (11.3 inches)
Terminal	Value
M5	6~7 N*m
M6	8~10 N*m
M8	10~12 N*m

Unit: mm

Constant Current Discharge Characteristics : A(25°C)

F.V/Time	15MIN	30MIN	1HR	2HR	3HR	4HR	5HR	8HR	10HR	20HR
1.60V	150.5	100.9	61.5	36.8	25.4	20.8	17.1	11.8	9.94	6.05
1.65V	147.4	100.0	61.2	36.5	25.3	20.7	17.0	11.7	9.84	5.83
1.70V	145.1	99.4	60.6	36.2	25.1	20.6	16.9	11.6	9.75	5.67
1.75V	139.8	97.8	60.1	36.0	25.0	20.5	16.7	11.5	9.65	5.50
1.80V	130.3	94.4	58.7	35.3	24.4	20.0	16.4	11.3	9.55	5.17
1.85V	118.3	89.3	55.7	33.8	23.3	19.0	15.7	10.8	9.27	4.95

Constant Power Discharge Characteristics : WPC(25°C)

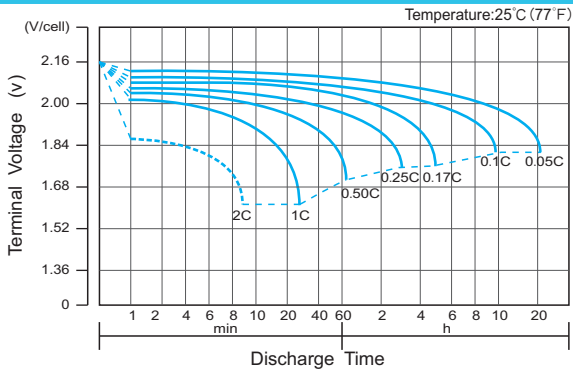
F.V/Time	15MIN	30MIN	1HR	2HR	3HR	4HR	5HR	8HR	10HR	20HR
1.60V	276	192	118	72.3	50.5	41.4	33.9	23.4	19.8	10.7
1.65V	271	189	118	71.9	50.5	41.4	33.8	23.3	19.7	10.5
1.70V	268	190	117	71.5	50.2	41.3	33.7	23.1	19.5	10.3
1.75V	259	187	116	70.9	50.0	40.9	33.3	22.9	19.3	10.1
1.80V	242	181	114	70.0	48.7	39.9	32.7	22.5	19.1	9.93
1.85V	221	172	109	67.4	46.6	38.0	31.3	21.6	18.5	9.34

(Note) The above characteristics data are average values obtained within three charge/discharge cycle not the minimum values.

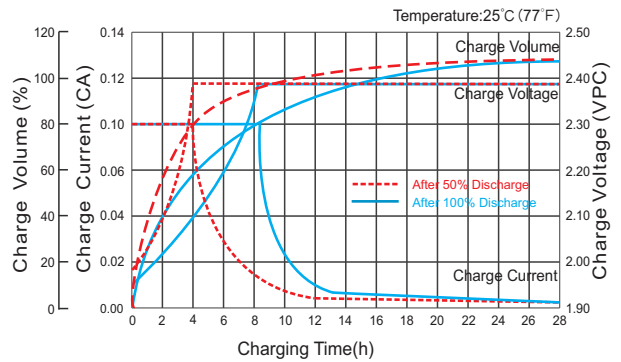
FT12-110G(12V110Ah)



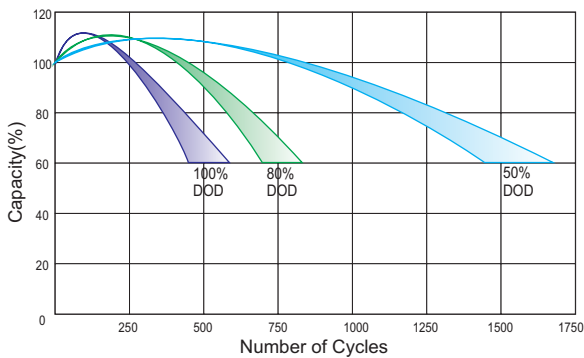
Discharge Characteristics Curve



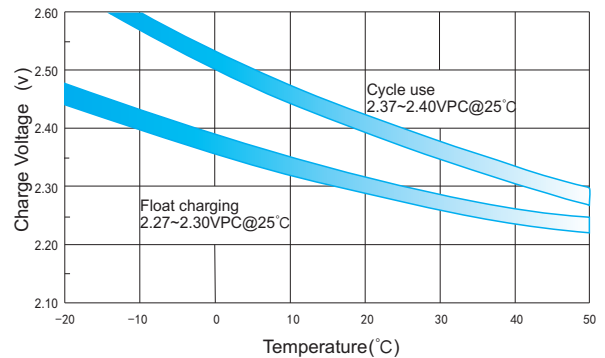
Charge Characteristic Curve for Cycle Use(IU)



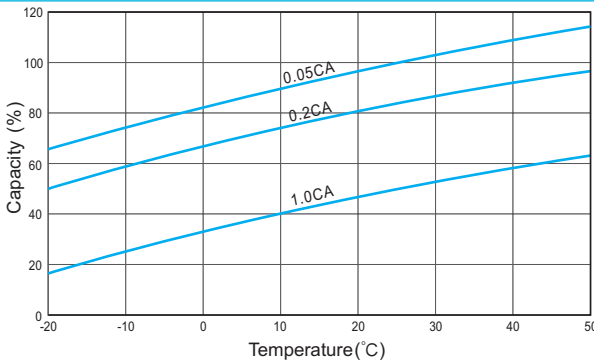
Cycle Life in Relation to Depth of Discharge



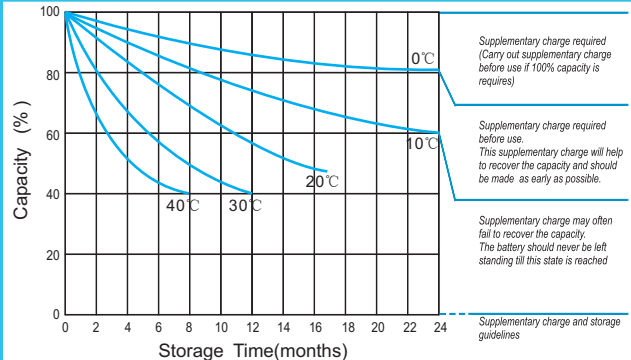
Relationship Between Charging Voltage and Temperature



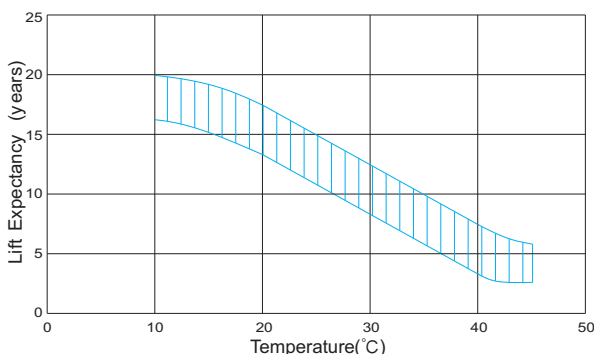
Temperature Effects on Capacity



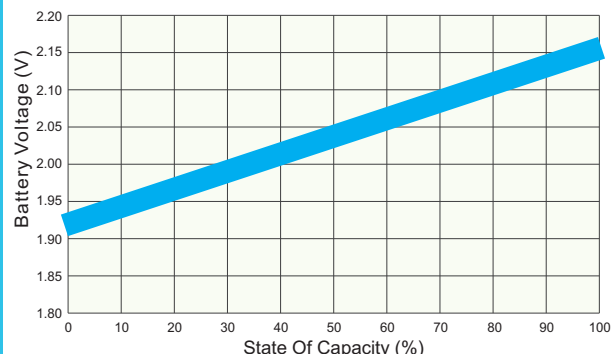
Storage Characteristics



Effect of Temperature on Long Term Life



Relationship of OCV And State of Charge(20°C)



For Battery Sales + EPA Battery Recycling and AC / DC Power Services, please contact:
Moore & Moore Solutions, Inc.
 Phone: 484-302-7009
 Email: mr@mooreu.com
www.MooreU.com