

FT12-90G(12V90Ah)



Specification

Cells Per Unit	6
Voltage Per Unit	12
Capacity	90Ah@20hr-rate to 1.75V per cell @25°C
Weight	Approx. 26.5 Kg (Tolerance ±2%)
Internal Resistance	Approx. 8.7 mΩ
Terminal	F11(M6)/F6(M8)
Max. Discharge Current	900A (5 sec)
Design Life	15 years (floating charge)
Maximum Charging Current	18.0 A
Reference Capacity	C3 61.5AH C5 70.5AH C10 78.9AH C20 90.0AH
Float Charging Voltage	13.6 V~13.8 V @ 25°C Temperature Compensation: -3mV/°C/Cell
Cycle Use Voltage	14.2 V~14.4 V @ 25°C Temperature Compensation: -4mV/°C/Cell
Operating Temperature Range	Discharge: -40°C~60°C Charge: -20°C~50°C Storage: -40°C~60°C
Normal Operating Temperature Range	25°C ±5°C
Self Discharge	RITAR Valve Regulated Lead Acid (VRLA) batteries can be stored for up to 6 months at 25°C and then recharging is recommended. Monthly Self-discharge ratio is less than 3% at 25°C. Please charged batteries before using.
Container Material	A.B.S. UL94-HB, UL94-V0 Optional.



FTG (Deep Cycle GEL) series is pure GEL battery with 15 years floating design life, it is ideal for standby or frequent cyclic discharge applications under extreme environments. By using strong grids, high purity lead and patented Gel electrolyte, the FTG series offers excellent recovery capability after deep discharge under frequent cyclic discharge use, and can deliver 450 cycles at 100% DOD. Suitable for solar & wind system, CATV, marine, RV and deep discharge UPS, and telecommunication, etc.



Dimensions

Length	562±2mm (22.1 inches)
Width	114±2mm (4.49 inches)
Height	188±2mm (7.40 inches)
Total Height	188±2mm (7.40 inches)
Terminal	Value
M5	6~7 N*m
M6	8~10 N*m
M8	10~12 N*m

Unit: mm

Constant Current Discharge Characteristics : A(25°C)

F.V/Time	15MIN	30MIN	1HR	2HR	3HR	4HR	5HR	8HR	10HR	20HR
1.60V	130.5	85.8	50.3	30.1	20.8	17.2	14.5	9.90	8.21	4.95
1.65V	127.9	84.4	50.1	29.9	20.7	17.1	14.4	9.82	8.13	4.77
1.70V	125.9	83.7	49.6	29.6	20.5	17.1	14.3	9.74	8.05	4.64
1.75V	121.2	83.9	49.1	29.4	20.5	16.9	14.1	9.66	7.97	4.50
1.80V	113.1	83.2	48.0	28.9	19.9	16.5	13.9	9.50	7.89	4.23
1.85V	102.6	78.7	45.6	27.6	19.0	15.7	13.3	9.09	7.66	4.05

Constant Power Discharge Characteristics : WPC(25°C)

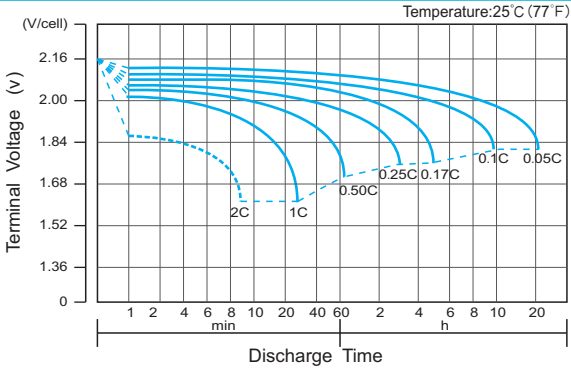
F.V/Time	15MIN	30MIN	1HR	2HR	3HR	4HR	5HR	8HR	10HR	20HR
1.60V	237	161	96.9	59.1	41.2	34.2	28.8	19.7	16.4	8.75
1.65V	233	159	96.7	58.8	41.2	34.1	28.7	19.6	16.2	8.60
1.70V	231	159	95.9	58.4	41.0	34.1	28.6	19.5	16.1	8.44
1.75V	223	160	95.0	58.0	40.9	33.8	28.3	19.3	15.9	8.28
1.80V	208	159	93.3	57.3	39.8	33.0	27.8	19.0	15.8	8.12
1.85V	190	151	89.3	55.1	38.0	31.4	26.6	18.2	15.3	7.65

(Note) The above characteristics data are average values obtained within three charge/discharge cycle not the minimum values.

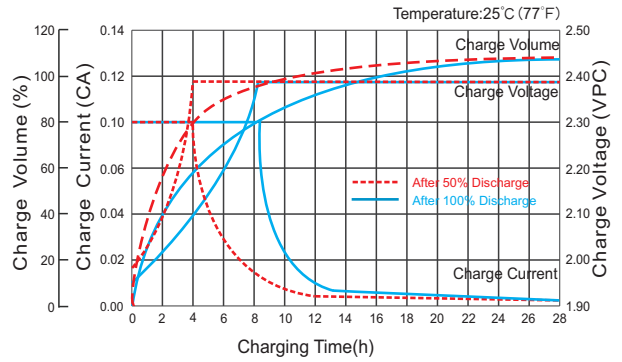
FT12-90G(12V90Ah)



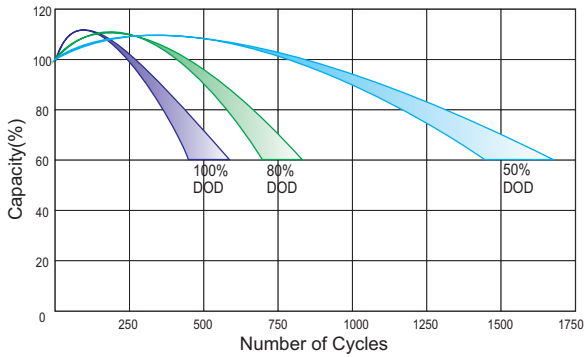
Discharge Characteristics Curve



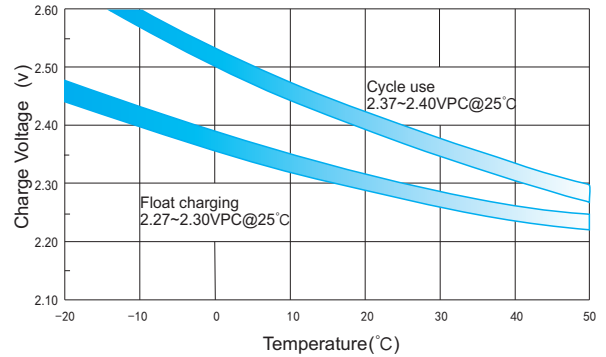
Charge Characteristic Curve for Cycle Use(IU)



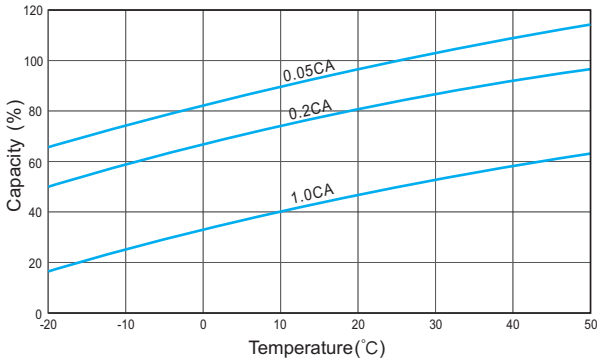
Cycle Life in Relation to Depth of Discharge



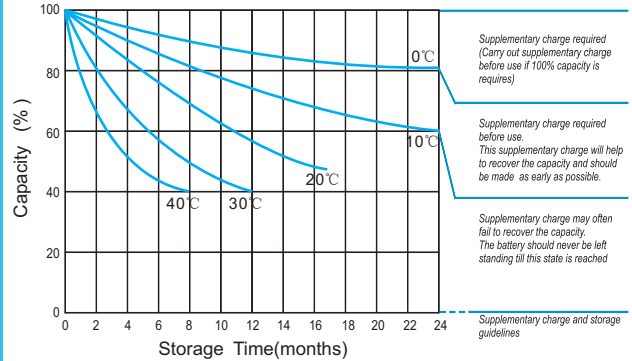
Relationship Between Charging Voltage and Temperature



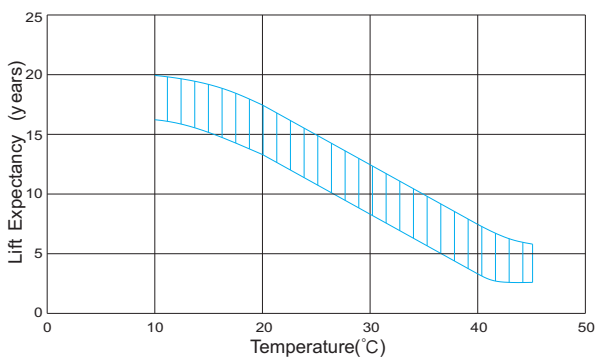
Temperature Effects on Capacity



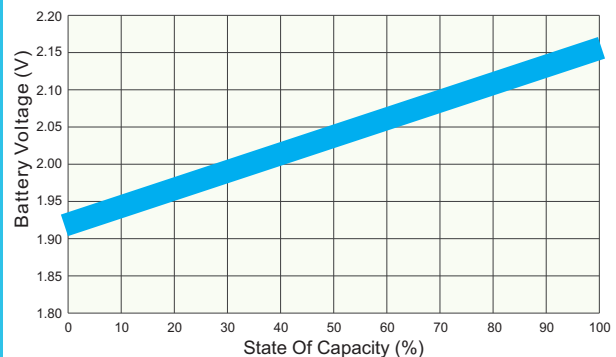
Storage Characteristics



Effect of Temperature on Long Term Life



Relationship of OCV And State of Charge(20°C)



For Battery Sales + EPA Battery Recycling and AC / DC Power Services, please contact:
Moore & Moore Solutions, Inc.
 Phone: 484-302-7009
 Email: mr@mooreu.com
www.MooreU.com