



RA12-134(12V134Ah)

Specification

Cells Per Unit	6
Voltage Per Unit	12
Nominal Capacity	134Ah@10hour-rate to 1.80V per cell @25°C
Weight	Approx. 41.5 Kg (Tolerance ± 1.5%)
Internal Resistance	Approx. 4 mΩ
Terminal	F12(M8)/F5(M8)
Max. Discharge Current	1340A (5 sec)
Short Circuit Current	2480A
Design Life	12 years (Float charging)
Recommended Maximum Charging Current	40.2 A
Reference Capacity	C3 104.1AH C5 119.5AH C10 134.0AH C20 141.6AH
Standby Use Voltage	13.6 V~13.8 V @ 25°C Temperature Compensation: -3mV/°C/Cell
Cycle Use Voltage	14.6 V~14.8 V @ 25°C Temperature Compensation: -4mV/°C/Cell
Operating Temperature Range	Discharge: -20°C~60°C Charge: 0°C~50°C Storage: -20°C~60°C
Normal Operating Temperature Range	25°C ± 5°C
Self Discharge	RITAR Valve Regulated Lead Acid (VRLA) batteries can be stored for up to 6 months at 25°C and then recharging is recommended. Monthly Self-discharge ratio is less than 3% at 25°C. Please charge batteries before using.
Container Material	A.B.S. UL94-HB, UL94-V0 Optional.



RA series is a general purpose battery with 12 years design life in float service. It meets with IEC, JIS, BS and YDT standards. With advanced AGM valve regulated technology and high purity raw material, the RA series battery maintains high consistency for better performance and reliable standby service life. It is suitable for UPS/EPS, Telecom, power grid, medical equipment, emergency light and security system applications.



Dimensions

Length	340±2mm (13.4 inches)
Width	173±2mm (6.81 inches)
Height	280±2mm (11.0 inches)
Total Height	287±2mm (11.3 inches)
Terminal	Value
M5	6~7 N*m
M6	8~10 N*m
M8	10~12 N*m

Unit: mm

Constant Current Discharge Characteristics : A (25°C)

F.V/Time	10MIN	15MIN	30MIN	1HR	2HR	3HR	4HR	5HR	8HR	10HR	20HR
1.60V	312.7	241.2	142.0	83.3	49.9	36.7	29.8	25.1	16.8	14.3	7.33
1.65V	303.4	234.9	138.9	81.8	49.2	36.2	29.4	24.8	16.6	14.1	7.27
1.70V	291.2	226.6	134.8	79.7	48.2	35.5	28.9	24.5	16.4	14.0	7.19
1.75V	275.3	215.8	129.4	77.1	46.9	34.7	28.3	23.9	16.1	13.7	7.08
1.80V	255.1	201.9	122.4	73.5	45.2	33.5	27.4	23.3	15.7	13.4	6.95
1.85V	229.9	184.3	113.4	69.0	43.0	32.0	26.3	22.4	15.2	13.0	6.76

Constant Power Discharge Characteristics : WPC (25°C)

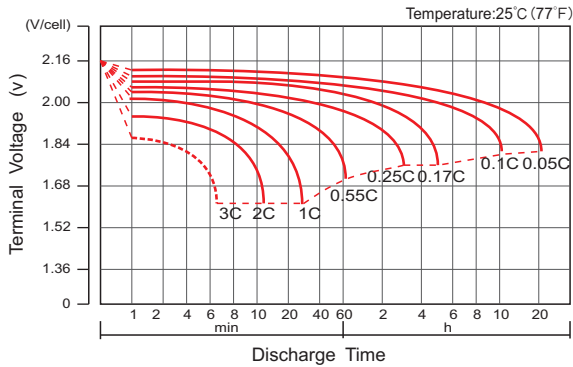
F.V/Time	10MIN	15MIN	30MIN	1HR	2HR	3HR	4HR	5HR	8HR	10HR	20HR
1.60V	540	428	262	158	96.0	71.1	58.0	49.2	33.3	28.5	14.6
1.65V	537	426	260	157	95.3	70.6	57.6	48.9	33.1	28.3	14.6
1.70V	521	414	254	153	93.7	69.5	56.8	48.2	32.7	27.9	14.4
1.75V	502	400	246	149	91.7	68.1	55.7	47.4	32.1	27.5	14.2
1.80V	473	380	235	143	88.8	66.1	54.2	46.2	31.4	26.9	14.0
1.85V	434	351	220	135	84.9	63.5	52.2	44.6	30.4	26.1	13.6

(Note) The above characteristics data are average values obtained within three charge/discharge cycle not the minimum values.

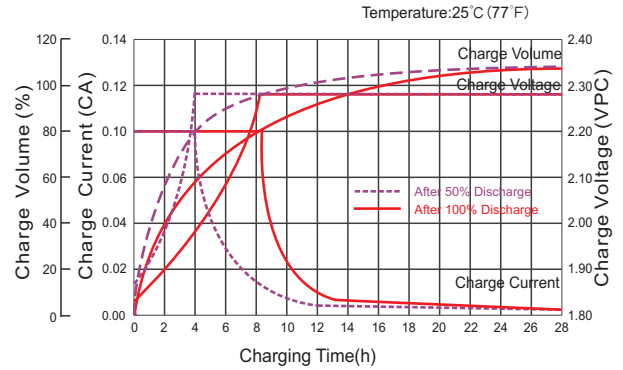
RA12-134(12V134Ah)



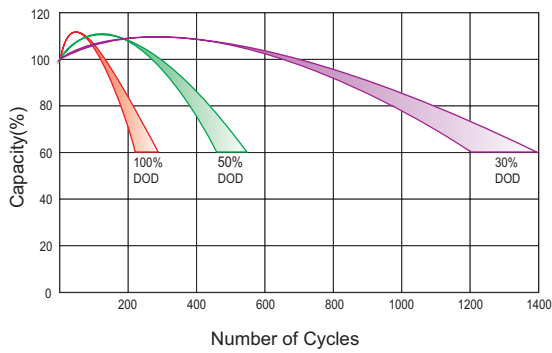
Discharge Characteristics Curve



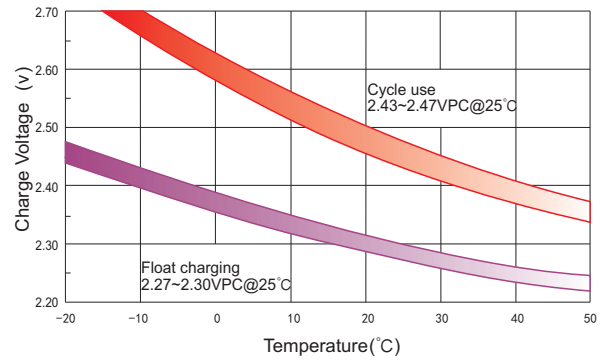
Charge Characteristic Curve For Standby Use



Cycle Life In Relation To Depth Of Discharge



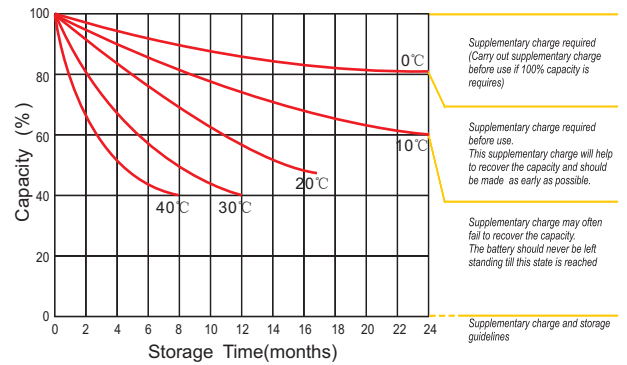
Relationship Between Charging Voltage And Temperature



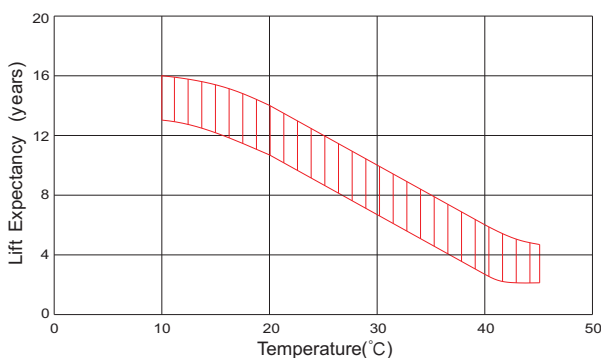
Temperature Effects On Capacity



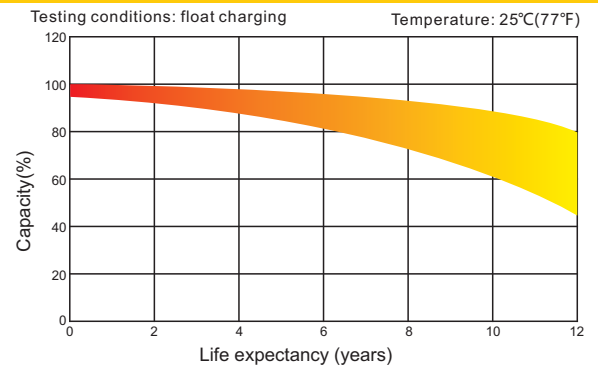
Storage Characteristics



Effect Of Temperature On Long Term Life



Life Characteristics Of Standby Use



For Battery Sales + EPA Battery Recycling and AC / DC Power Services, please contact:

Moore & Moore Solutions, Inc.
 Phone: 484-302-7009
 Email: mr@mooreu.com
www.MooreU.com