



RA12-150(12V150Ah)

Specification

Cells Per Unit	6
Voltage Per Unit	12
Nominal Capacity	150Ah@10hour-rate to 1.80V per cell @25°C
Weight	Approx. 44.5 Kg (Tolerance ± 1.5%)
Internal Resistance	Approx. 4 mΩ
Terminal	F12(M8)/F5(M8)
Max. Discharge Current	1500A (5 sec)
Short Circuit Current	2700A
Design Life	12 years (Float charging)
Recommended Maximum Charging Current	45 A
Reference Capacity	C3 116.4AH C5 134.0AH C10 150.0AH C20 158.6AH
Standby Use Voltage	13.6 V~13.8 V @ 25°C Temperature Compensation: -3mV/°C/Cell
Cycle Use Voltage	14.6 V~14.8 V @ 25°C Temperature Compensation: -4mV/°C/Cell
Operating Temperature Range	Discharge: -20°C~60°C Charge: 0°C~50°C Storage: -20°C~60°C
Normal Operating Temperature Range	25°C±5°C
Self Discharge	RITAR Valve Regulated Lead Acid (VRLA) batteries can be stored for up to 6 months at 25°C and then recharging is recommended. Monthly Self-discharge ratio is less than 3% at 25°C. Please charge batteries before using.
Container Material	A.B.S. UL94-HB, UL94-V0 Optional.



RA series is a general purpose battery with 12 years design life in float service. It meets with IEC, JIS, BS and YDT standards. With advanced AGM valve regulated technology and high purity raw material, the RA series battery maintains high consistency for better performance and reliable standby service life. It is suitable for UPS/EPS, Telecom, power grid, medical equipment, emergency light and security system applications.



Dimensions

Length	483±2mm (19.0 inches)
Width	170±2mm (6.69 inches)
Height	241±2mm (9.49 inches)
Total Height	241±2mm (9.49 inches)
Terminal	Value
M5	6~7 N*m
M6	8~10 N*m
M8	10~12 N*m

Unit: mm

Constant Current Discharge Characteristics : A (25°C)

F.V/Time	10MIN	15MIN	30MIN	1HR	2HR	3HR	4HR	5HR	8HR	10HR	20HR
1.60V	331.6	261.0	157.4	92.4	55.3	41.0	33.3	28.1	18.8	16.0	8.20
1.65V	321.7	254.1	153.9	90.6	54.5	40.5	32.9	27.8	18.6	15.8	8.13
1.70V	308.8	245.1	149.4	88.4	53.4	39.8	32.4	27.4	18.4	15.6	8.05
1.75V	292.0	233.4	143.4	85.4	52.0	38.8	31.6	26.8	18.0	15.4	7.93
1.80V	270.6	218.4	135.6	81.5	50.1	37.5	30.7	26.0	17.6	15.0	7.78
1.85V	243.8	199.4	125.7	76.5	47.7	35.9	29.4	25.0	17.0	14.5	7.57

Constant Power Discharge Characteristics : WPC (25°C)

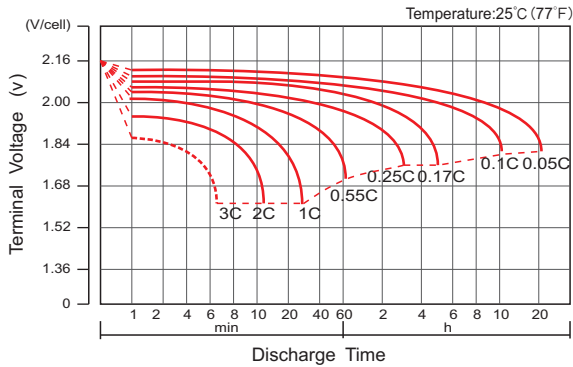
F.V/Time	10MIN	15MIN	30MIN	1HR	2HR	3HR	4HR	5HR	8HR	10HR	20HR
1.60V	572	463	290	175	106	79.6	65.0	55.1	37.3	31.9	16.4
1.65V	570	460	288	174	106	79.0	64.5	54.7	37.0	31.7	16.3
1.70V	553	448	281	170	104	77.8	63.5	54.0	36.6	31.3	16.1
1.75V	532	433	273	165	102	76.2	62.3	53.0	36.0	30.8	15.9
1.80V	502	411	260	158	98.4	74.0	60.7	51.7	35.1	30.1	15.6
1.85V	460	380	244	150	94.1	71.0	58.4	49.9	34.0	29.2	15.2

(Note) The above characteristics data are average values obtained within three charge/discharge cycle not the minimum values.

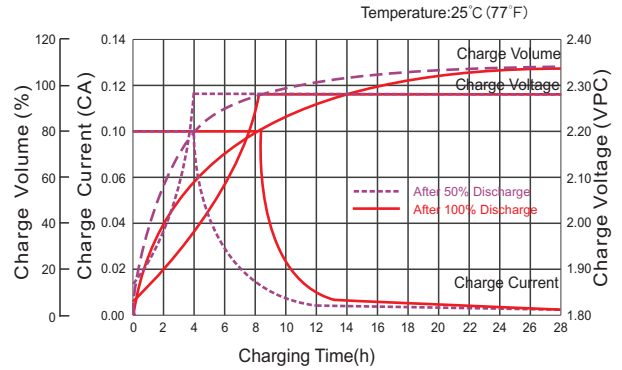
RA12-150(12V150Ah)



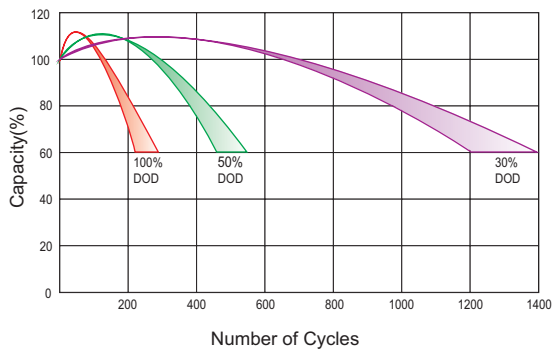
Discharge Characteristics Curve



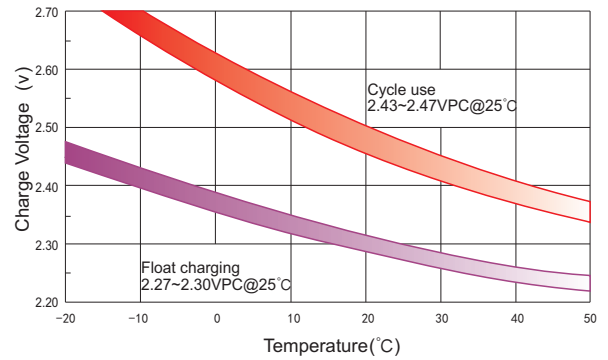
Charge Characteristic Curve For Standby Use



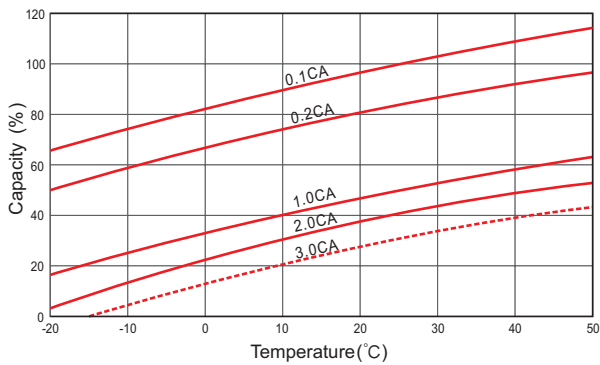
Cycle Life In Relation To Depth Of Discharge



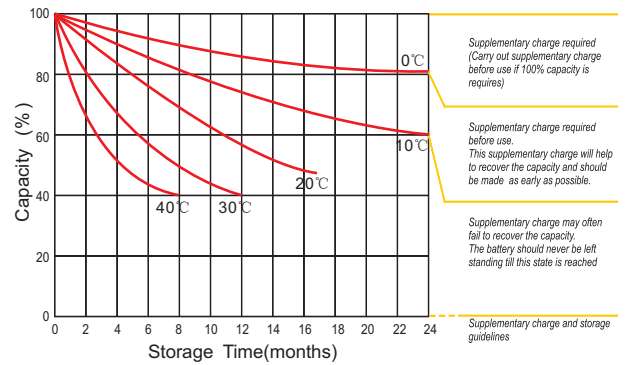
Relationship Between Charging Voltage And Temperature



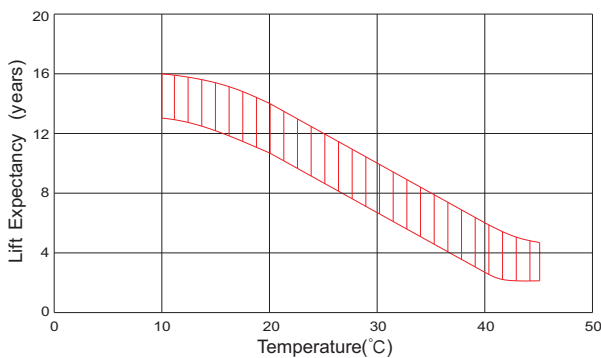
Temperature Effects On Capacity



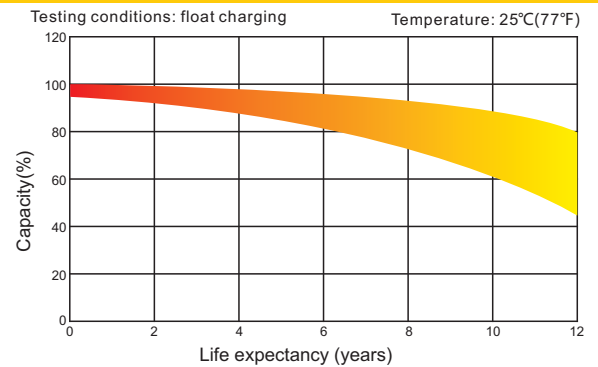
Storage Characteristics



Effect Of Temperature On Long Term Life



Life Characteristics Of Standby Use



For Battery Sales + EPA Battery Recycling and AC / DC Power Services, please contact:

Moore & Moore Solutions, Inc.
 Phone: 484-302-7009
 Email: mr@mooreu.com
www.MooreU.com