



RA12-145(12V145Ah)

Specification

Cells Per Unit	6
Voltage Per Unit	12
Nominal Capacity	145Ah@10hour-rate to 1.80V per cell @25°C
Weight	Approx. 43.0 Kg (Tolerance ± 1.5%)
Internal Resistance	Approx. 4 mΩ
Terminal	F12(M8)/F5(M8)
Max. Discharge Current	1450A (5 sec)
Short Circuit Current	2520A
Design Life	12 years (Float charging)
Recommended Maximum Charging Current	43.5 A
Reference Capacity	C3 112.5AH C5 129.5AH C10 145.0AH C20 153.4AH
Standby Use Voltage	13.6 V~13.8 V @ 25°C Temperature Compensation: -3mV/°C/Cell
Cycle Use Voltage	14.6 V~14.8 V @ 25°C Temperature Compensation: -4mV/°C/Cell
Operating Temperature Range	Discharge: -20°C~60°C Charge: 0°C~50°C Storage: -20°C~60°C
Normal Operating Temperature Range	25°C ± 5°C
Self Discharge	RITAR Valve Regulated Lead Acid (VRLA) batteries can be stored for up to 6 months at 25°C and then recharging is recommended. Monthly Self-discharge ratio is less than 3% at 25°C. Please charge batteries before using.
Container Material	A.B.S. UL94-HB, UL94-V0 Optional.



RA series is a general purpose battery with 12 years design life in float service. It meets with IEC, JIS, BS and YDT standards. With advanced AGM valve regulated technology and high purity raw material, the RA series battery maintains high consistency for better performance and reliable standby service life. It is suitable for UPS/EPS, Telecom, power grid, medical equipment, emergency light and security system applications.



Dimensions

Length	340±2mm (13.4 inches)
Width	173±2mm (6.81 inches)
Height	280±2mm (11.0 inches)
Total Height	287±2mm (11.3 inches)
Terminal	Value
M5	6~7 N*m
M6	8~10 N*m
M8	10~12 N*m

Unit: mm

Constant Current Discharge Characteristics : A (25°C)

F.V/Time	10MIN	15MIN	30MIN	1HR	2HR	3HR	4HR	5HR	8HR	10HR	20HR
1.60V	320.6	252.3	152.1	89.3	53.5	39.7	32.2	27.2	18.2	15.5	7.93
1.65V	311.0	245.6	148.8	87.6	52.7	39.1	31.8	26.9	18.0	15.3	7.86
1.70V	298.5	237.0	144.4	85.4	51.7	38.4	31.3	26.5	17.7	15.1	7.78
1.75V	282.3	225.6	138.6	82.6	50.3	37.5	30.6	25.9	17.4	14.9	7.67
1.80V	261.6	211.1	131.1	78.8	48.5	36.3	29.6	25.2	17.0	14.5	7.52
1.85V	235.6	192.7	121.5	73.9	46.1	34.7	28.4	24.2	16.4	14.1	7.32

Constant Power Discharge Characteristics : WPC (25°C)

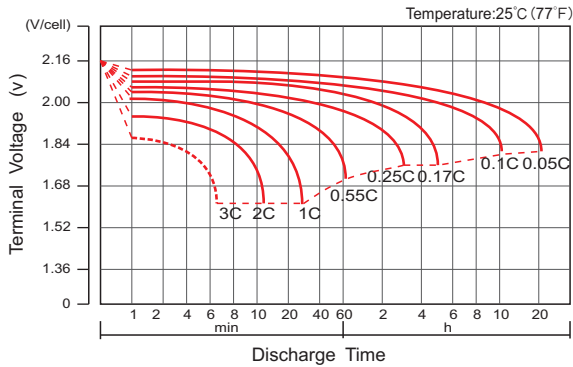
F.V/Time	10MIN	15MIN	30MIN	1HR	2HR	3HR	4HR	5HR	8HR	10HR	20HR
1.60V	553	448	280	169	103	76.9	62.8	53.2	36.0	30.8	15.8
1.65V	551	445	278	168	102	76.3	62.3	52.9	35.8	30.6	15.7
1.70V	535	433	272	164	100	75.2	61.4	52.2	35.3	30.2	15.6
1.75V	515	418	263	160	98.2	73.7	60.3	51.2	34.8	29.8	15.4
1.80V	485	397	252	153	95.1	71.5	58.6	50.0	34.0	29.1	15.1
1.85V	445	368	236	145	91.0	68.7	56.4	48.2	32.9	28.2	14.7

(Note) The above characteristics data are average values obtained within three charge/discharge cycle not the minimum values.

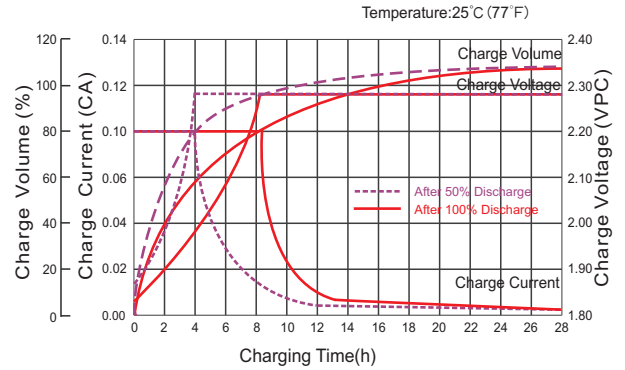
RA12-145(12V145Ah)



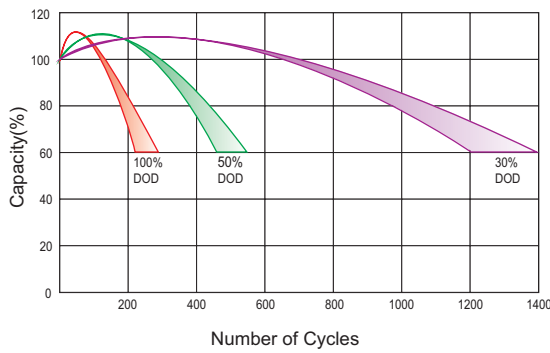
Discharge Characteristics Curve



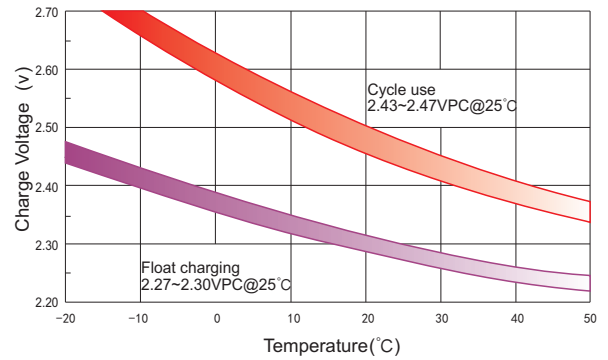
Charge Characteristic Curve For Standby Use



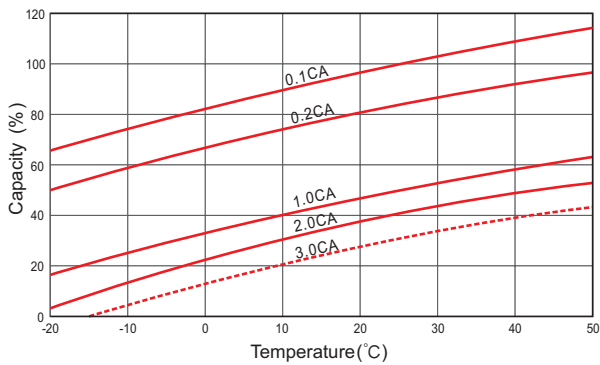
Cycle Life In Relation To Depth Of Discharge



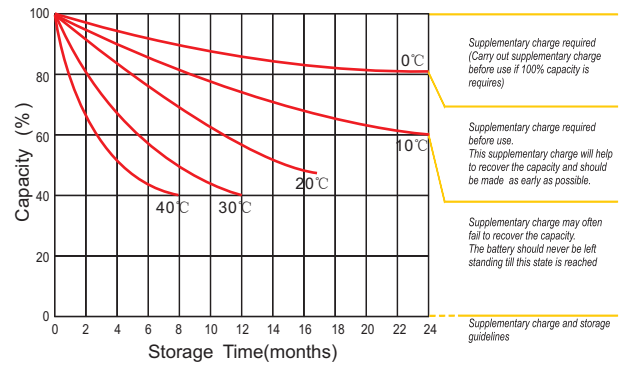
Relationship Between Charging Voltage And Temperature



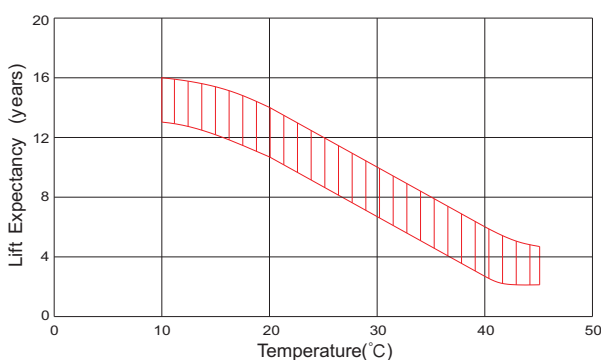
Temperature Effects On Capacity



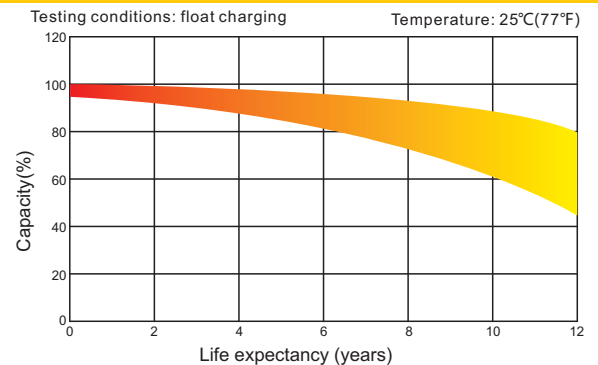
Storage Characteristics



Effect Of Temperature On Long Term Life



Life Characteristics Of Standby Use



For Battery Sales + EPA Battery Recycling and AC / DC Power Services, please contact:

Moore & Moore Solutions, Inc.
 Phone: 484-302-7009
 Email: mr@mooreu.com
www.MooreU.com