



RA12-100A(12V100Ah)

Specification

Cells Per Unit	6
Voltage Per Unit	12
Nominal Capacity	100Ah@10hour-rate to 1.80V per cell @25°C
Weight	Approx. 29.0 Kg (Tolerance ±2.0%)
Internal Resistance	Approx. 5.5 mΩ
Terminal	F12(M8)/F5(M8)
Max. Discharge Current	1000A (5 sec)
Short Circuit Current	2050A
Design Life	12 years (Float charging)
Recommended Maximum Charging Current	30 A
Reference Capacity	C3 77.7AH C5 89.5AH C10 100.0AH C20 105.8AH
Standby Use Voltage	13.6 V~13.8 V @ 25°C Temperature Compensation: -3mV/°C/Cell
Cycle Use Voltage	14.6 V~14.8 V @ 25°C Temperature Compensation: -4mV/°C/Cell
Operating Temperature Range	Discharge: -20°C~60°C Charge: 0°C~50°C Storage: -20°C~60°C
Normal Operating Temperature Range	25°C±5°C
Self Discharge	RITAR Valve Regulated Lead Acid (VRLA) batteries can be stored for up to 6 months at 25°C and then recharging is recommended. Monthly Self-discharge ratio is less than 3% at 25°C. Please charge batteries before using.
Container Material	A.B.S. UL94-HB, UL94-V0 Optional.



RA series is a general purpose battery with 12 years design life in float service. It meets with IEC, JIS, BS and YDT standards. With advanced AGM valve regulated technology and high purity raw material, the RA series battery maintains high consistency for better performance and reliable standby service life. It is suitable for UPS/EPS, Telecom, power grid, medical equipment, emergency light and security system applications.



Dimensions

Length	328±2mm (12.9 inches)
Width	172±2mm (6.77 inches)
Height	215±2mm (8.46 inches)
Total Height	220±2mm (8.66 inches)
Terminal	Value
M5	6~7 N*m
M6	8~10 N*m
M8	10~12 N*m

Unit: mm

Constant Current Discharge Characteristics : A (25°C)

F.V/Time	10MIN	15MIN	30MIN	1HR	2HR	3HR	4HR	5HR	8HR	10HR	20HR
1.60V	240.7	181.3	104.9	62.2	37.3	27.4	22.2	18.8	12.5	10.7	5.47
1.65V	233.6	176.5	102.6	61.0	36.7	27.0	21.9	18.5	12.4	10.6	5.42
1.70V	224.2	170.3	99.6	59.5	36.0	26.5	21.6	18.3	12.2	10.4	5.36
1.75V	212.0	162.2	95.6	57.5	35.0	25.9	21.1	17.9	12.0	10.2	5.29
1.80V	196.4	151.7	90.4	54.9	33.8	25.0	20.4	17.4	11.7	10.0	5.18
1.85V	177.0	138.5	83.8	51.5	32.1	23.9	19.6	16.7	11.3	9.69	5.05

Constant Power Discharge Characteristics : WPC (25°C)

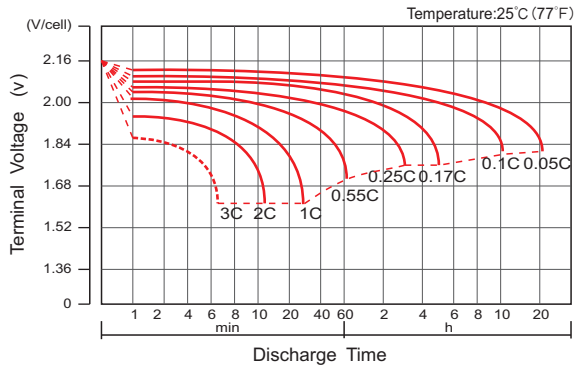
F.V/Time	10MIN	15MIN	30MIN	1HR	2HR	3HR	4HR	5HR	8HR	10HR	20HR
1.60V	415.3	321.7	193.4	118.0	71.7	53.0	43.3	36.7	24.8	21.3	10.9
1.65V	413.6	319.9	192.0	117.1	71.1	52.7	43.0	36.5	24.7	21.1	10.9
1.70V	401.4	311.2	187.3	114.5	70.0	51.8	42.4	36.0	24.4	20.9	10.8
1.75V	386.4	300.7	181.7	111.2	68.4	50.8	41.6	35.3	24.0	20.5	10.6
1.80V	364.3	285.3	173.6	106.7	66.3	49.3	40.4	34.5	23.4	20.1	10.4
1.85V	334.1	264.1	162.5	100.8	63.4	47.4	38.9	33.2	22.7	19.5	10.2

(Note) The above characteristics data are average values obtained within three charge/discharge cycle not the minimum values.

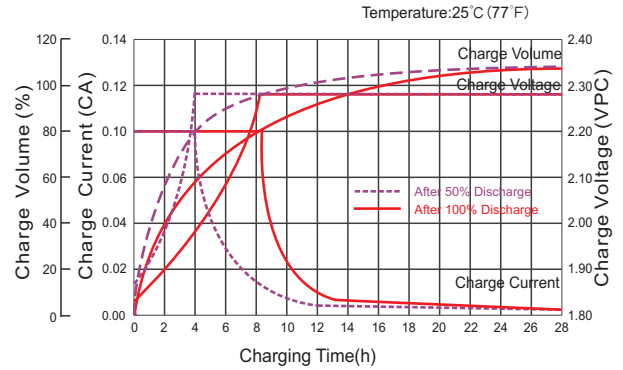
RA12-100A(12V100Ah)



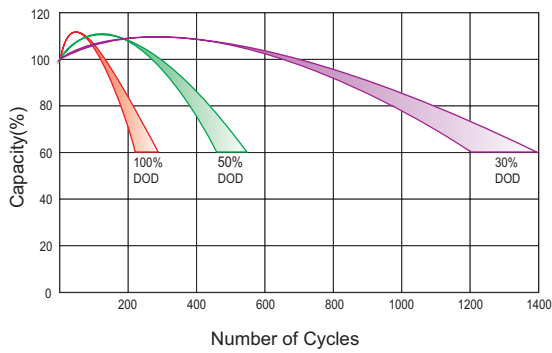
Discharge Characteristics Curve



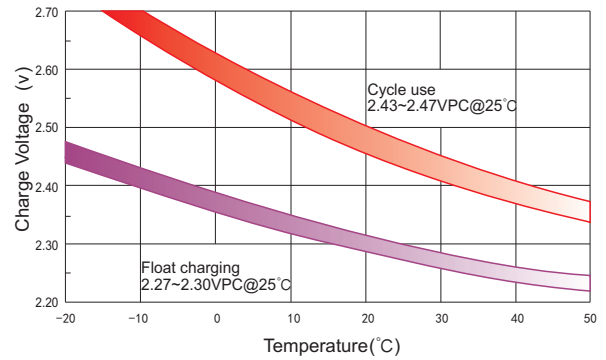
Charge Characteristic Curve For Standby Use



Cycle Life In Relation To Depth Of Discharge



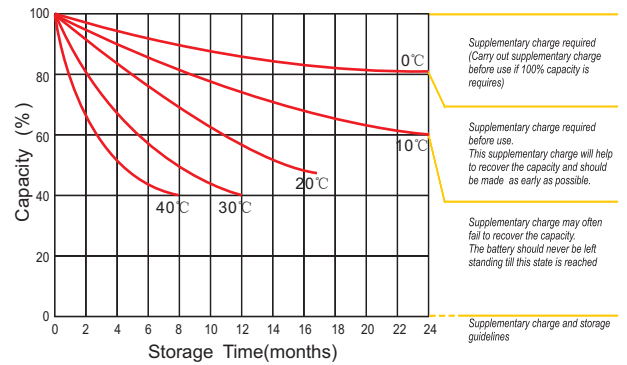
Relationship Between Charging Voltage And Temperature



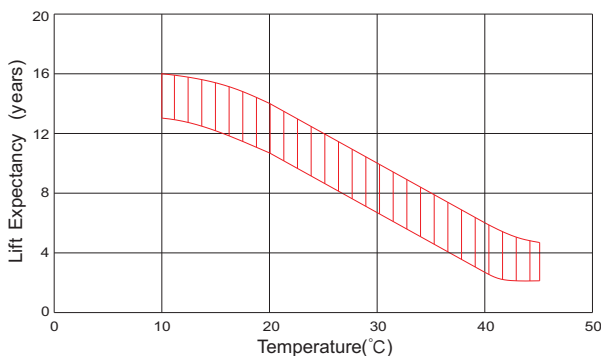
Temperature Effects On Capacity



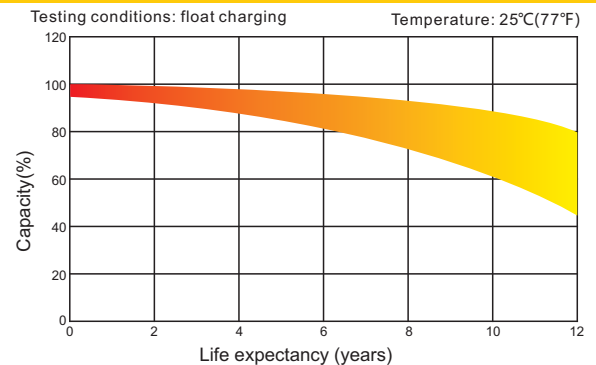
Storage Characteristics



Effect Of Temperature On Long Term Life



Life Characteristics Of Standby Use



For Battery Sales + EPA Battery Recycling and AC / DC Power Services, please contact:
Moore & Moore Solutions, Inc.
 Phone: 484-302-7009
 Email: mr@mooreu.com
www.MooreU.com