



# RT672(6V7.2Ah)

## Specification

Cells Per Unit	3
Voltage Per Unit	6
Nominal Capacity	7.2Ah@20hour-rate to 1.75V per cell @25°C
Weight	Approx. 1.15 Kg (Tolerance ±4.0%)
Internal Resistance	Approx. 12 mΩ
Terminal	F1/F2
Max. Discharge Current	72A (5 sec)
Short Circuit Current	360A
Design Life	6~8 years (Float charging)
Recommended Maximum Charging Current	2.16A
Reference Capacity	C3 5.59AH C5 6.31AH C10 6.76AH C20 7.26AH
Standby Use Voltage	6.85 V~6.95 V @ 25°C Temperature Compensation: -3mV/°C/Cell
Cycle Use Voltage	7.30 V~7.40 V @ 25°C Temperature Compensation: -4mV/°C/Cell
Operating Temperature Range	Discharge: -20°C~60°C Charge: 0°C~50°C Storage: -20°C~60°C
Normal Operating Temperature Range	25°C±5°C
Self Discharge	RITAR Valve Regulated Lead Acid (VRLA) batteries can be stored for up to 6 months at 25°C and then recharging is recommended. Monthly Self-discharge ratio is less than 3% at 25°C. Please charge batteries before using.
Container Material	A.B.S. UL94-HB, UL94-V0 Optional.



RT series is a general purpose battery with 6~8 years design life in float service. It meets with IEC, JIS, BS and YDT standards. With advanced AGM valve regulated technology and high purity raw material, the RT series battery maintains high consistency for better performance and reliable standby service life. It is suitable for UPS/EPS, Telecom, power grid, medical equipment, emergency light and security system applications.



## Dimensions

Length	151±1.5mm (5.94 inches)
Width	34±1.5mm (1.34 inches)
Height	94±1.5mm (3.70 inches)
Total Height	100±1.5mm (3.94 inches)
Terminal	Value
M5	6~7 N*m
M6	8~10 N*m
M8	10~12 N*m

Unit: mm

### Constant Current Discharge Characteristics : A (25°C)

F.V/Time	5MIN	10MIN	15MIN	30MIN	1HR	2HR	3HR	4HR	5HR	8HR	10HR	20HR
1.60V	28.55	18.62	13.73	7.948	4.593	2.710	1.970	1.569	1.324	0.885	0.721	0.375
1.65V	27.52	18.06	13.37	7.774	4.508	2.670	1.944	1.549	1.309	0.876	0.714	0.372
1.70V	26.17	17.33	12.90	7.543	4.395	2.617	1.909	1.523	1.288	0.864	0.705	0.368
1.75V	24.45	16.39	12.29	7.241	4.247	2.548	1.863	1.489	1.261	0.848	0.693	0.363
1.80V	22.28	15.19	11.49	6.850	4.053	2.456	1.802	1.443	1.226	0.827	0.676	0.355
1.85V	19.60	13.69	10.49	6.350	3.804	2.336	1.722	1.384	1.179	0.799	0.655	0.346

### Constant Power Discharge Characteristics : WPC (25°C)

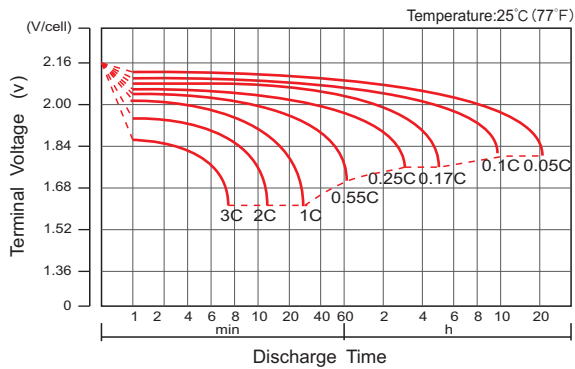
F.V/Time	5MIN	10MIN	15MIN	30MIN	1HR	2HR	3HR	4HR	5HR	8HR	10HR	20HR
1.60V	49.13	32.12	24.37	14.65	8.72	5.21	3.82	3.06	2.59	1.75	1.44	0.75
1.65V	48.62	31.99	24.23	14.55	8.64	5.17	3.79	3.03	2.57	1.74	1.43	0.74
1.70V	46.76	31.04	23.58	14.19	8.46	5.09	3.73	2.99	2.54	1.72	1.41	0.74
1.75V	44.47	29.89	22.78	13.77	8.21	4.97	3.66	2.93	2.49	1.69	1.39	0.73
1.80V	41.22	28.18	21.61	13.15	7.88	4.82	3.55	2.85	2.43	1.65	1.36	0.71
1.85V	36.92	25.84	20.01	12.31	7.45	4.61	3.41	2.75	2.35	1.60	1.32	0.70

(Note) The above characteristics data are average values obtained within three charge/discharge cycle not the minimum values.

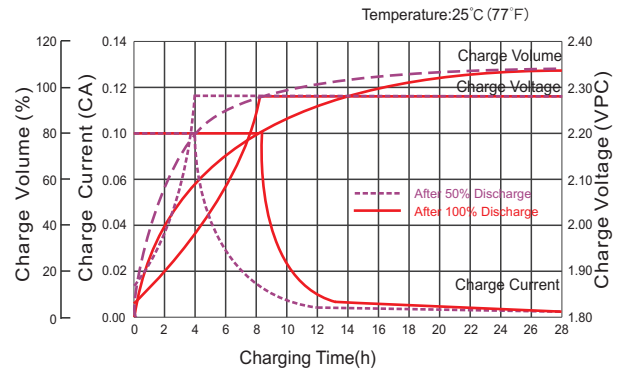
# RT672(6V7.2Ah)



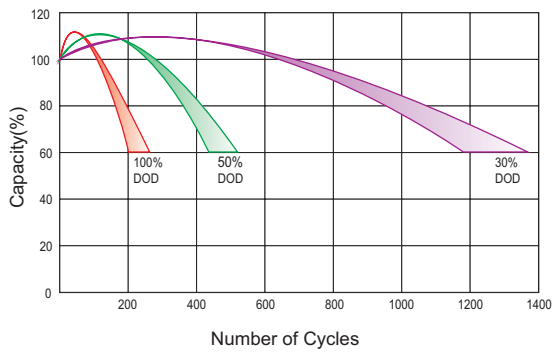
## Discharge Characteristics Curve



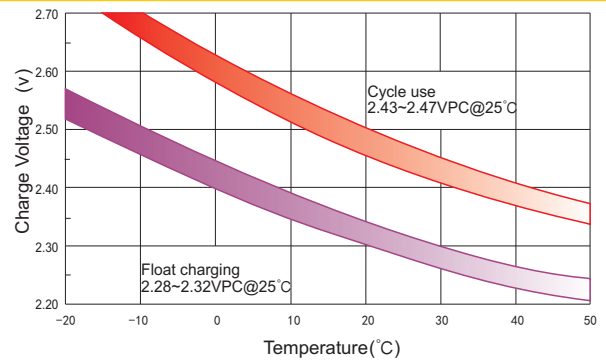
## Charge Characteristic Curve For Standby Use



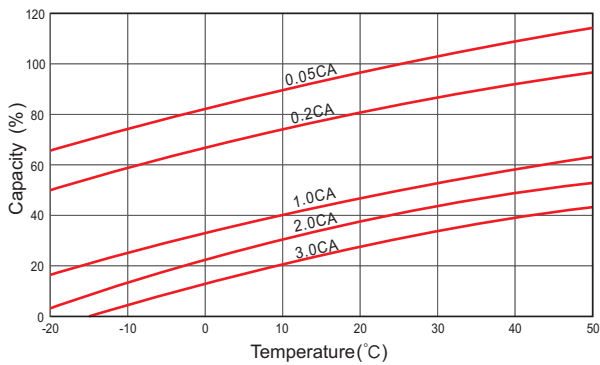
## Cycle Life In Relation To Depth Of Discharge



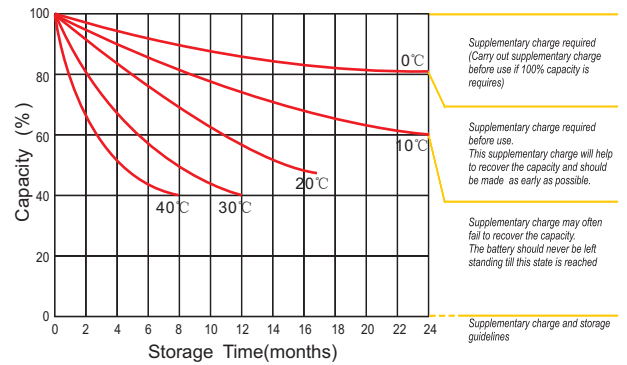
## Relationship Between Charging Voltage And Temperature



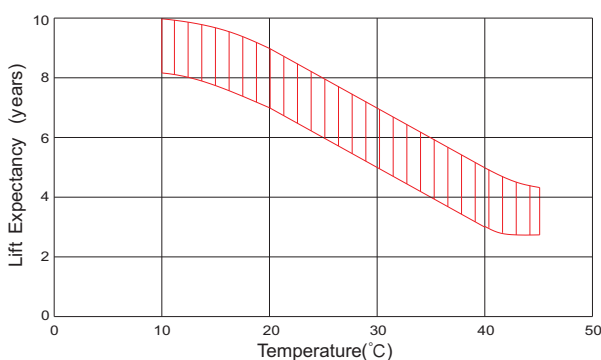
## Temperature Effects On Capacity



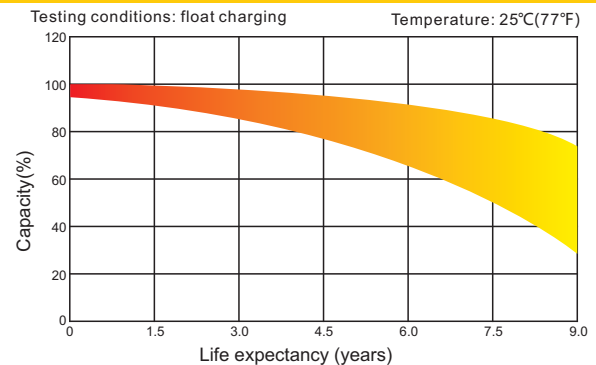
## Storage Characteristics



## Effect Of Temperature On Long Term Life



## Life Characteristics Of Standby Use



For Battery Sales + EPA Battery Recycling and AC / DC Power Services, please contact:

Moore & Moore Solutions, Inc.  
 Phone: 484-302-7009  
 Email: [mr@mooreu.com](mailto:mr@mooreu.com)  
[www.MooreU.com](http://www.MooreU.com)