

DG12-150(12V150Ah)



Specification

Cells Per Unit	6
Voltage Per Unit	12
Capacity	150Ah@20hr-rate to 1.75V per cell @25°C
Weight	Approx. 44.5Kg (Tolerance ± 1.5%)
Internal Resistance	Approx. 6 mΩ
Terminal	F5(M8)/F12(M8)
Max. Discharge Current	1500A (5 sec)
Design Life	15 years (floating charge)
Maximum Charging Current	30.0A
Reference Capacity	C3 102.3AH C5 113.5AH C10 130.0AH C20 150.0AH
Float Charging Voltage	13.6 V~13.8 V @ 25°C Temperature Compensation: -3mV/°C/Cell
Cycle Use Voltage	14.2 V~14.4 V @ 25°C Temperature Compensation: -4mV/°C/Cell
Operating Temperature Range	Discharge: -40°C~60°C Charge: -20°C~50°C Storage: -40°C~60°C
Normal Operating Temperature Range	25°C ± 5°C
Self Discharge	RITAR Valve Regulated Lead Acid (VRLA) batteries can be stored for up to 6 months at 25°C and then recharging is recommended. Monthly Self-discharge ratio is less than 3% at 25°C. Please charged batteries before using.
Container Material	A.B.S. UL94-HB, UL94-V0 Optional.



DG (Deep Cycle GEL) series is pure GEL battery with 15 years floating design life, it is ideal for standby or frequent cyclic discharge applications under extreme environments. By using strong grids, high purity lead and patented Gel electrolyte, the DG series offers excellent recovery capability after deep discharge under frequent cyclic discharge use, and can deliver 450 cycles at 100% DOD. Suitable for solar & wind system, CATV, marine, RV and deep discharge UPS, and telecommunication, etc.



Dimensions

Length	483±1mm (19.0 inches)
Width	170±1mm (6.69 inches)
Height	241±1mm (9.49 inches)
Total Height	241±1mm (9.49 inches)
Terminal	Value
M5	6~7 N*m
M6	8~10 N*m
M8	10~12 N*m

Unit: mm

Constant Current Discharge Characteristics : A(25°C)

F.V/Time	10MIN	15MIN	30MIN	1HR	2HR	3HR	4HR	5HR	8HR	10HR	20HR
1.60V	255.7	205.2	137.5	83.8	50.2	34.7	28.4	23.3	16.0	13.5	8.25
1.65V	243.3	201.0	136.4	83.5	49.8	34.5	28.3	23.1	15.9	13.4	7.95
1.70V	234.7	197.9	135.5	82.7	49.4	34.3	28.2	23.0	15.8	13.3	7.73
1.75V	219.1	190.6	133.4	81.9	49.0	34.1	27.9	22.7	15.6	13.2	7.50
1.80V	202.2	177.7	128.8	80.0	48.2	33.2	27.2	22.3	15.4	13.0	7.05
1.85V	182.8	161.3	121.8	76.0	46.0	31.8	25.9	21.3	14.7	12.6	6.75

Constant Power Discharge Characteristics : WPC(25°C)

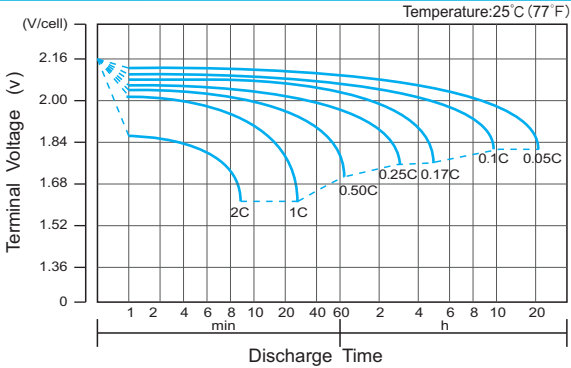
F.V/Time	10MIN	15MIN	30MIN	1HR	2HR	3HR	4HR	5HR	8HR	10HR	20HR
1.60V	454	376	261	161	98.6	68.8	56.5	46.3	31.9	27.0	14.6
1.65V	440	370	258	161	98.0	68.8	56.4	46.1	31.7	26.8	14.3
1.70V	428	366	259	160	97.4	68.5	56.3	46.0	31.5	26.6	14.1
1.75V	404	353	255	158	96.7	68.2	55.7	45.4	31.3	26.3	13.8
1.80V	376	330	247	155	95.5	66.4	54.5	44.6	30.7	26.1	13.5
1.85V	344	301	234	149	92.0	63.5	51.8	42.7	29.4	25.3	12.7

(Note) The above characteristics data are average values obtained within three charge/discharge cycle not the minimum values.

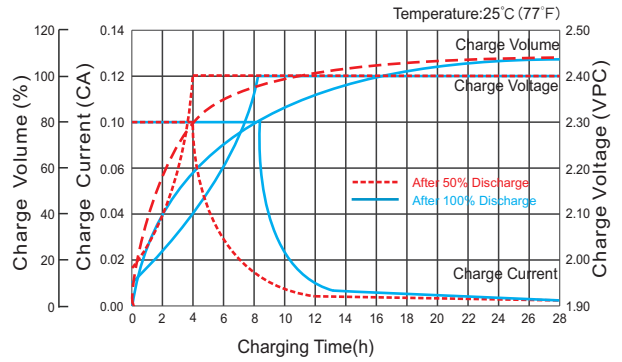
DG12-150(12V150Ah)



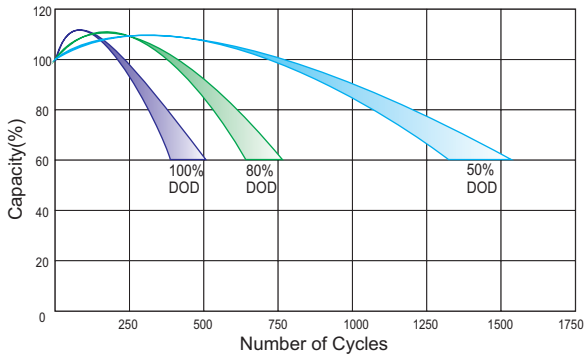
Discharge Characteristics Curve



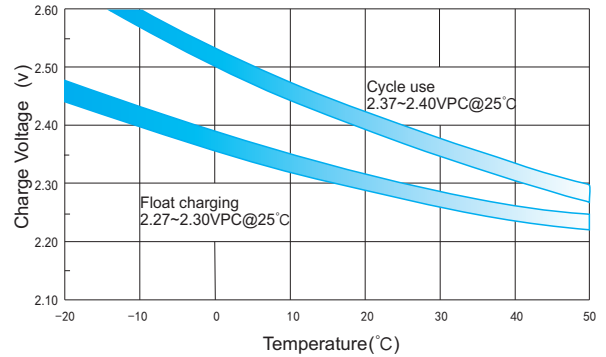
Charge Characteristic Curve for Cycle Use(IU)



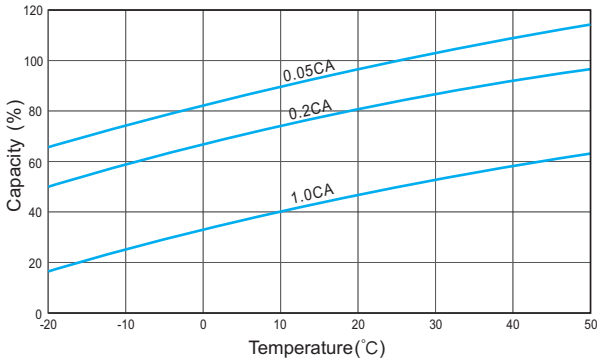
Cycle Life in Relation to Depth of Discharge



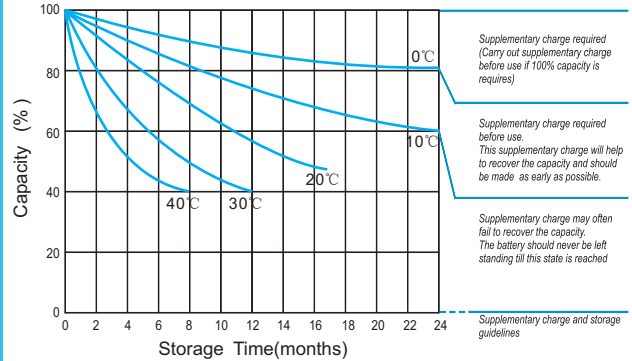
Relationship Between Charging Voltage and Temperature



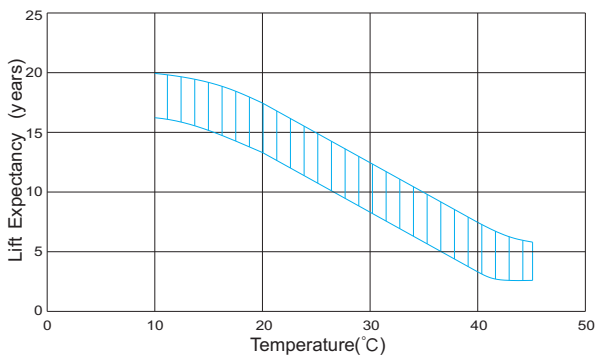
Temperature Effects on Capacity



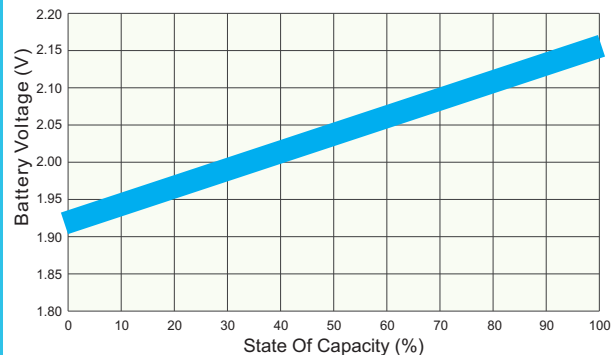
Storage Characteristics



Effect of Temperature on Long Term Life



Relationship of OCV And State of Charge(20°C)



For Battery Sales + EPA Battery Recycling and AC / DC Power Services, please contact:
Moore & Moore Solutions, Inc.
 Phone: 484-302-7009
 Email: mr@mooreu.com
www.MooreU.com