

DG2-3000 (2V3000Ah)



Specification

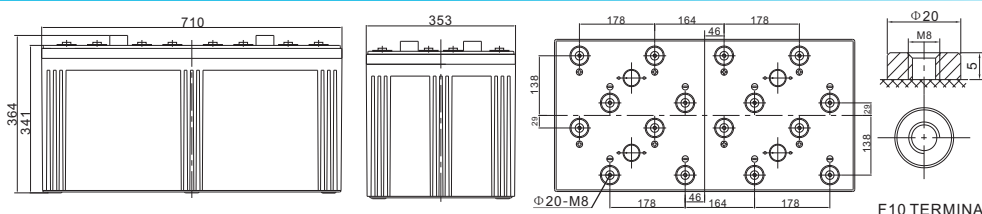
Cells Per Unit	1
Voltage Per Unit	2
Capacity	3000Ah@10hr-rate to 1.80V per cell @25°C
Weight	Approx. 193.0 Kg (Tolerance ± 1%)
Internal Resistance	Approx. 0.3 mΩ
Terminal	F10(M8)
Max. Discharge Current	8000A (5 sec)
Design Life	20 years (floating charge)
Maximum Charging Current	600.0 A
Reference Capacity	C3 2340.0AH C5 2595.0AH C10 3000.0AH C20 3180.0AH
Float Charging Voltage	2.27 V~2.30 V @ 25°C Temperature Compensation: -3mV/°C/Cell
Cycle Use Voltage	2.37 V~2.40 V @ 25°C Temperature Compensation: -4mV/°C/Cell
Operating Temperature Range	Discharge: -40°C~60°C Charge: -20°C~50°C Storage: -40°C~60°C
Normal Operating Temperature Range	25°C ± 5°C
Self Discharge	RITAR Valve Regulated Lead Acid (VRLA) batteries can be stored for up to 6 months at 25°C and then recharging is recommended. Monthly Self-discharge ratio is less than 3% at 25°C. Please charged batteries before using.
Container Material	A.B.S. UL94-HB, UL94-V0 Optional.



DG (Deep Cycle GEL) series is pure GEL battery with 20 years floating design life, it is ideal for standby or frequent cyclic discharge applications under extreme environments. By using strong grids, high purity lead and patented Gel electrolyte, the DG series offers excellent recovery capability after deep discharge under frequent cyclic discharge use, and can deliver 450 cycles at 100% DOD. Suitable for solar & wind system, CATV, marine, RV and deep discharge UPS, and telecommunication, etc.



Dimensions



Length	710±1mm (28.0 inches)
Width	353±1mm (13.9 inches)
Height	341±1mm (13.4 inches)
Total Height	364±1mm (14.3 inches)
Terminal	Value
M5	6~7 N*m
M6	8~10 N*m
M8	10~12 N*m

Unit: mm

Constant Current Discharge Characteristics : A(25°C)

F.V/Time	15MIN	30MIN	1HR	2HR	3HR	4HR	5HR	6HR	8HR	10HR	20HR
1.60V	3789	2934	1962	1203	879.0	675.0	540.0	489.0	399.0	312.0	168.0
1.65V	3603	2817	1938	1161	843.0	660.0	534.0	477.0	381.0	309.0	165.0
1.70V	3360	2655	1902	1143	822.0	645.0	525.0	465.0	375.0	306.0	162.0
1.75V	2982	2388	1749	1080	780.0	624.0	519.0	441.0	363.0	303.0	159.0
1.80V	2568	2175	1650	1029	750.0	600.0	510.0	435.0	357.0	300.0	156.0
1.85V	2172	1959	1524	972.0	714.0	585.0	480.0	411.0	339.0	291.0	147.0

Constant Power Discharge Characteristics : WPC(25°C)

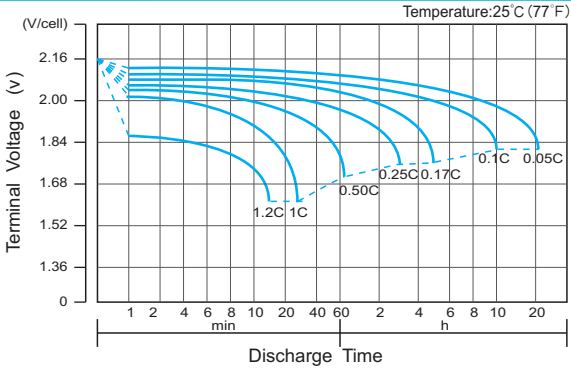
F.V/Time	15MIN	30MIN	1HR	2HR	3HR	4HR	5HR	6HR	8HR	10HR	20HR
1.60V	6633	5346	3654	2253	1638	1188	1071	942.0	759.0	621.0	336.0
1.65V	6459	5316	3633	2220	1605	1170	1062	930.0	753.0	615.0	330.0
1.70V	6102	5031	3597	2187	1581	1167	1050	909.0	741.0	612.0	324.0
1.75V	5433	4536	3375	2073	1524	1107	1035	864.0	717.0	606.0	318.0
1.80V	4704	4137	3210	1977	1461	1104	1017	852.0	705.0	600.0	312.0
1.85V	4011	3729	2976	1872	1392	1023	960.0	807.0	669.0	582.0	294.0

(Note) The above characteristics data are average values obtained within three charge/discharge cycle not the minimum values.

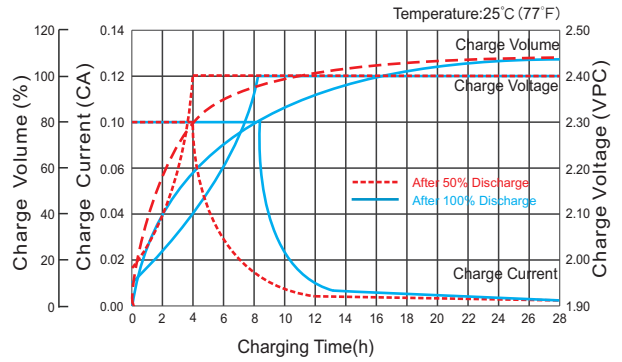
DG2-3000(2V3000Ah)



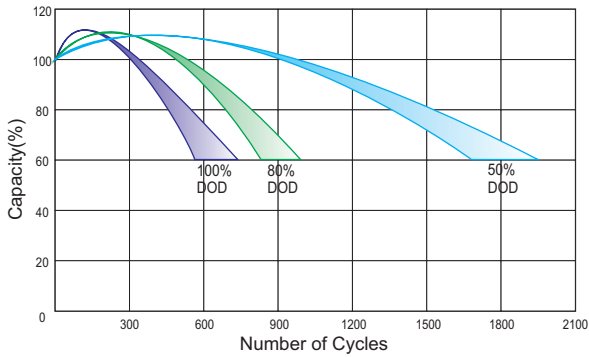
Discharge Characteristics Curve



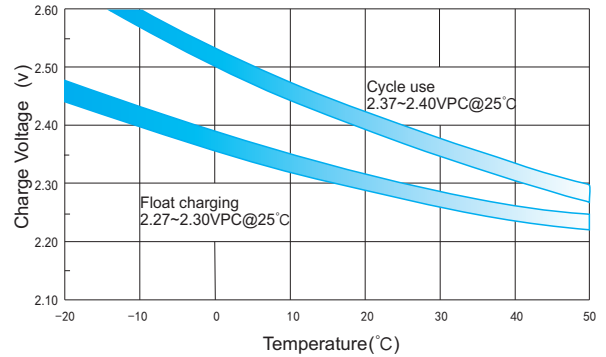
Charge Characteristic Curve for Cycle Use(IU)



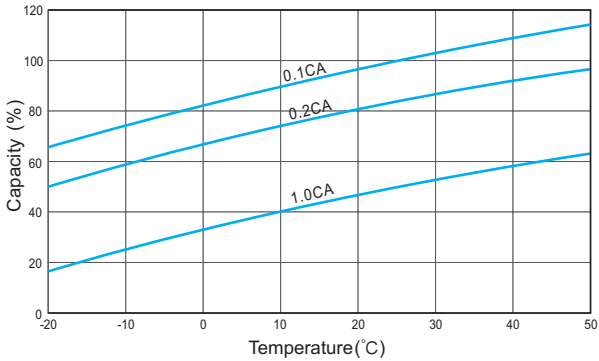
Cycle Life in Relation to Depth of Discharge



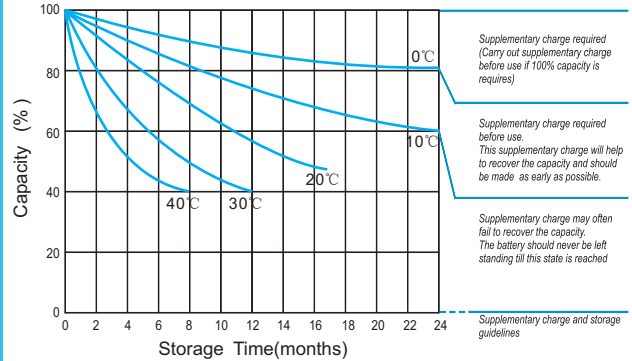
Relationship Between Charging Voltage and Temperature



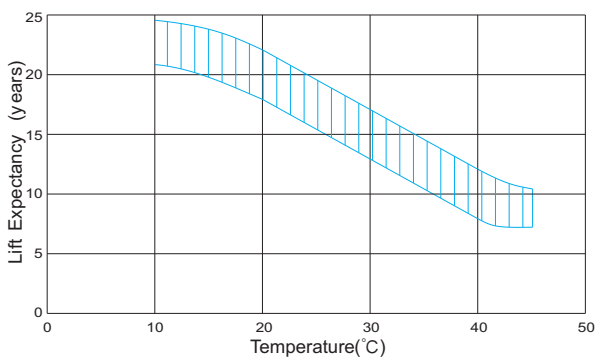
Temperature Effects on Capacity



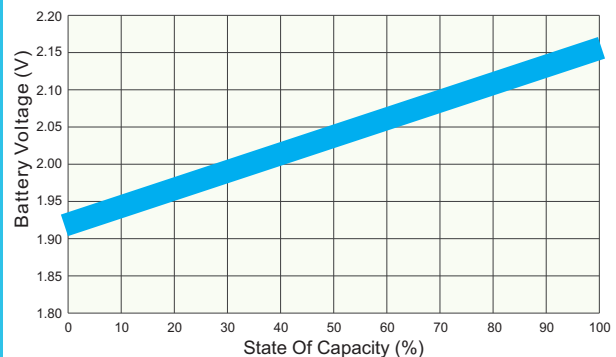
Storage Characteristics



Effect of Temperature on Long Term Life



Relationship of OCV And State of Charge(20°C)



For Battery Sales + EPA Battery Recycling and AC / DC Power Services, please contact:
Moore & Moore Solutions, Inc.
 Phone: 484-302-7009
 Email: mr@mooreu.com
www.MooreU.com