

DG2-1500(2V1500Ah)



Specification

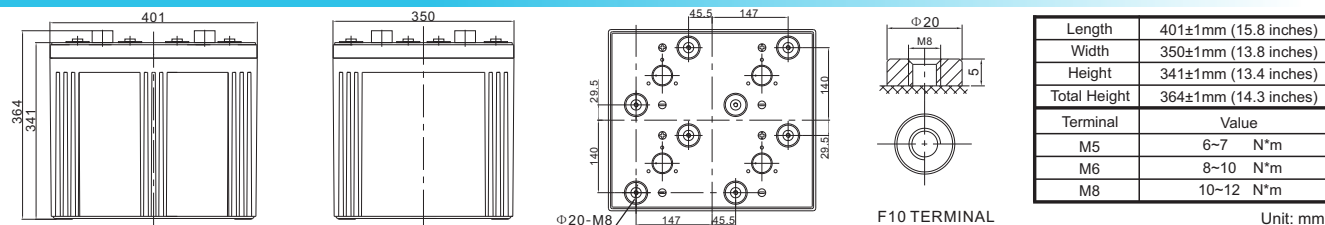
Cells Per Unit	1
Voltage Per Unit	2
Capacity	1500Ah@10hr-rate to 1.80V per cell @25°C
Weight	Approx. 96.0 Kg (Tolerance ± 1%)
Internal Resistance	Approx. 0.75 mΩ
Terminal	F10(M8)
Max. Discharge Current	6000A (5 sec)
Design Life	20 years (floating charge)
Maximum Charging Current	300.0 A
Reference Capacity	C3 1170.0AH C5 1297.5AH C10 1500.0AH C20 1590.0AH
Float Charging Voltage	2.27 V~2.30 V @ 25°C Temperature Compensation: -3mV/°C/Cell
Cycle Use Voltage	2.37 V~2.40 V @ 25°C Temperature Compensation: -4mV/°C/Cell
Operating Temperature Range	Discharge: -40°C~60°C Charge: -20°C~50°C Storage: -40°C~60°C
Normal Operating Temperature Range	25°C ± 5°C
Self Discharge	RITAR Valve Regulated Lead Acid (VRLA) batteries can be stored for up to 6 months at 25°C and then recharging is recommended. Monthly Self-discharge ratio is less than 3% at 25°C. Please charged batteries before using.
Container Material	A.B.S. UL94-HB, UL94-V0 Optional.



DG (Deep Cycle GEL) series is pure GEL battery with 20 years floating design life, it is ideal for standby or frequent cyclic discharge applications under extreme environments. By using strong grids, high purity lead and patented Gel electrolyte, the DG series offers excellent recovery capability after deep discharge under frequent cyclic discharge use, and can deliver 450 cycles at 100% DOD. Suitable for solar & wind system, CATV, marine, RV and deep discharge UPS, and telecommunication, etc.



Dimensions



Constant Current Discharge Characteristics : A(25°C)

F.V/Time	15MIN	30MIN	1HR	2HR	3HR	4HR	5HR	6HR	8HR	10HR	20HR
1.60V	1895	1467	981.0	601.5	439.5	337.5	270.0	244.5	199.5	156.0	84.0
1.65V	1802	1409	969.0	580.5	421.5	330.0	267.0	238.5	190.5	154.5	82.5
1.70V	1680	1328	951.0	571.5	411.0	322.5	262.5	232.5	187.5	153.0	81.0
1.75V	1491	1194	874.5	540.0	390.0	312.0	259.5	220.5	181.5	151.5	79.5
1.80V	1284	1088	825.0	514.5	375.0	300.0	255.0	217.5	178.5	150.0	78.0
1.85V	1086	979.5	762.0	486.0	357.0	292.5	240.0	205.5	169.5	145.5	73.5

Constant Power Discharge Characteristics : WPC(25°C)

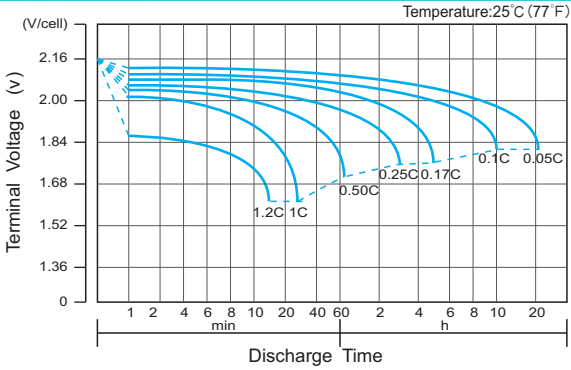
F.V/Time	15MIN	30MIN	1HR	2HR	3HR	4HR	5HR	6HR	8HR	10HR	20HR
1.60V	3317	2673	1827	1127	819.0	594.0	535.5	471.0	379.5	310.5	168.0
1.65V	3230	2658	1817	1110	802.5	585.0	531.0	465.0	376.5	307.5	165.0
1.70V	3051	2516	1799	1094	790.5	583.5	525.0	454.5	370.5	306.0	162.0
1.75V	2717	2268	1688	1037	762.0	553.5	517.5	432.0	358.5	303.0	159.0
1.80V	2352	2069	1605	988.5	730.5	552.0	508.5	426.0	352.5	300.0	156.0
1.85V	2006	1865	1488	936.0	696.0	511.5	480.0	403.5	334.5	291.0	147.0

(Note) The above characteristics data are average values obtained within three charge/discharge cycle not the minimum values.

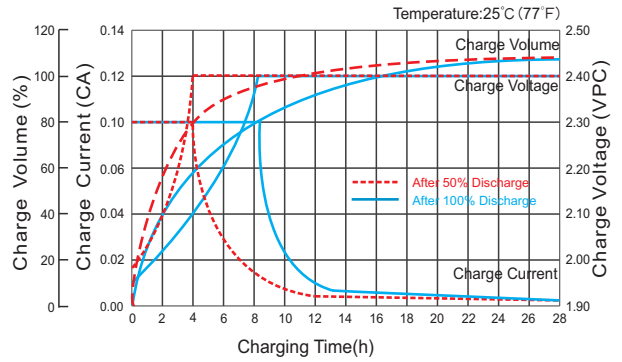
DG2-1500(2V1500Ah)



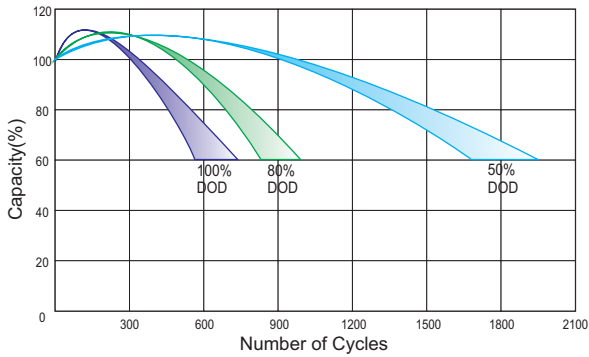
Discharge Characteristics Curve



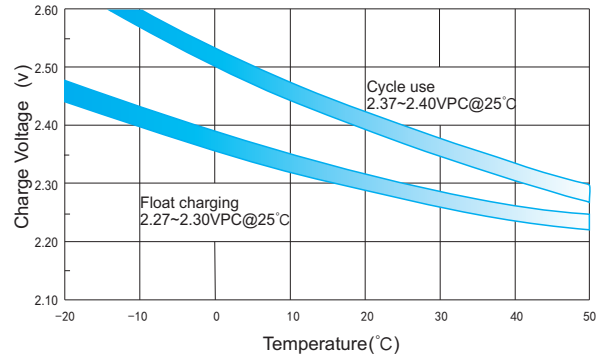
Charge Characteristic Curve for Cycle Use(IU)



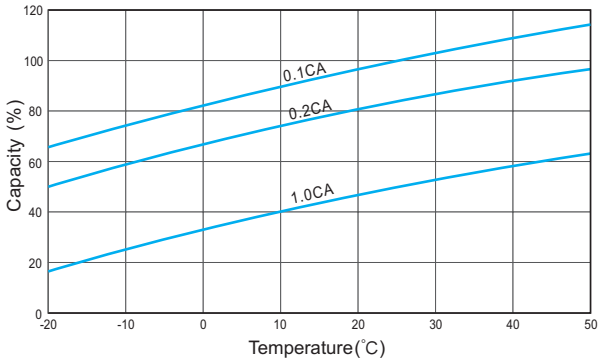
Cycle Life in Relation to Depth of Discharge



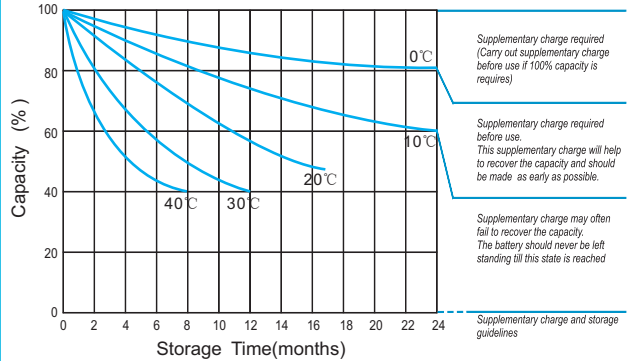
Relationship Between Charging Voltage and Temperature



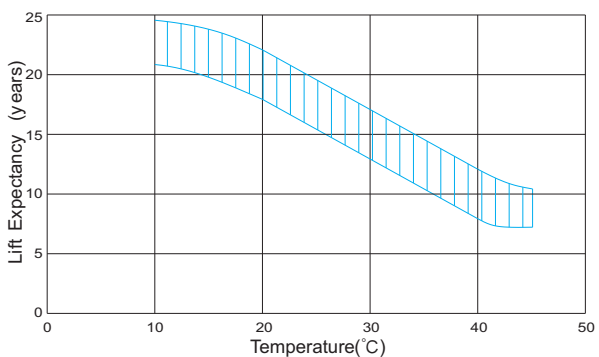
Temperature Effects on Capacity



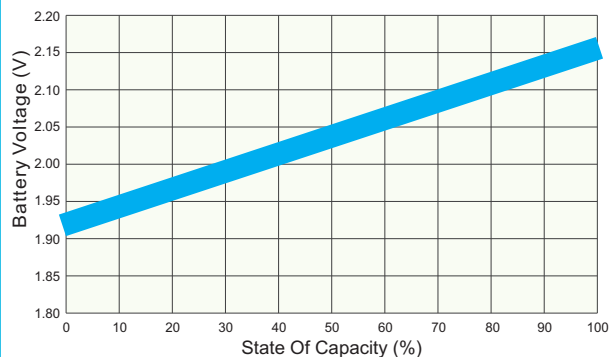
Storage Characteristics



Effect of Temperature on Long Term Life



Relationship of OCV And State of Charge(20°C)



For Battery Sales + EPA Battery Recycling and AC / DC Power Services, please contact:

Moore & Moore Solutions, Inc.
 Phone: 484-302-7009
 Email: mr@mooreu.com
www.MooreU.com