

DG2-350(2V350Ah)



Specification

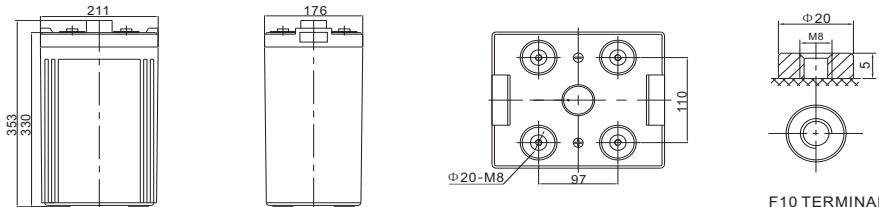
Cells Per Unit	1
Voltage Per Unit	2
Capacity	350Ah@10hr-rate to 1.80V per cell @25°C
Weight	Approx. 24.5 Kg (Tolerance ±2%)
Internal Resistance	Approx. 0.8 mΩ
Terminal	F10(M8)
Max. Discharge Current	1750A (5 sec)
Design Life	20 years (floating charge)
Maximum Charging Current	70.0 A
Reference Capacity	C3 273.0AH C5 303.0AH C10 350.0AH C20 372.0AH
Float Charging Voltage	2.27 V~2.30 V @ 25°C Temperature Compensation: -3mV/°C/Cell
Cycle Use Voltage	2.37 V~2.40 V @ 25°C Temperature Compensation: -4mV/°C/Cell
Operating Temperature Range	Discharge: -40°C~60°C Charge: -20°C~50°C Storage: -40°C~60°C
Normal Operating Temperature Range	25°C ±5°C
Self Discharge	RITAR Valve Regulated Lead Acid (VRLA) batteries can be stored for up to 6 months at 25°C and then recharging is recommended. Monthly Self-discharge ratio is less than 3% at 25°C. Please charged batteries before using.
Container Material	A.B.S. UL94-HB, UL94-V0 Optional.



DG (Deep Cycle GEL) series is pure GEL battery with 20 years floating design life, it is ideal for standby or frequent cyclic discharge applications under extreme environments. By using strong grids, high purity lead and patented Gel electrolyte, the DG series offers excellent recovery capability after deep discharge under frequent cyclic discharge use, and can deliver 450 cycles at 100% DOD. Suitable for solar & wind system, CATV, marine, RV and deep discharge UPS, and telecommunication, etc.



Dimensions



Length	211±1mm (8.31 inches)
Width	176±1mm (6.93 inches)
Height	330±1mm (13.0 inches)
Total Height	353±1mm (13.9 inches)
Terminal	Value
M5	6~7 N*m
M6	8~10 N*m
M8	10~12 N*m

Unit: mm

Constant Current Discharge Characteristics : A(25°C)

F.V/Time	15MIN	30MIN	1HR	2HR	3HR	4HR	5HR	6HR	8HR	10HR	20HR
1.60V	442.1	342.3	228.9	140.4	102.6	78.8	63.0	57.1	46.6	36.4	19.6
1.65V	420.4	328.7	226.1	135.5	98.4	77.0	62.3	55.7	44.5	36.1	19.3
1.70V	392.0	309.8	221.9	133.4	95.9	75.3	61.3	54.3	43.8	35.7	18.9
1.75V	347.9	278.6	204.1	126.0	91.0	72.8	60.6	51.5	42.4	35.4	18.6
1.80V	299.6	253.8	192.5	120.1	87.5	70.0	59.5	50.8	41.7	35.0	18.2
1.85V	253.4	228.6	177.8	113.4	83.3	68.3	56.0	48.0	39.6	34.0	17.2

Constant Power Discharge Characteristics : WPC(25°C)

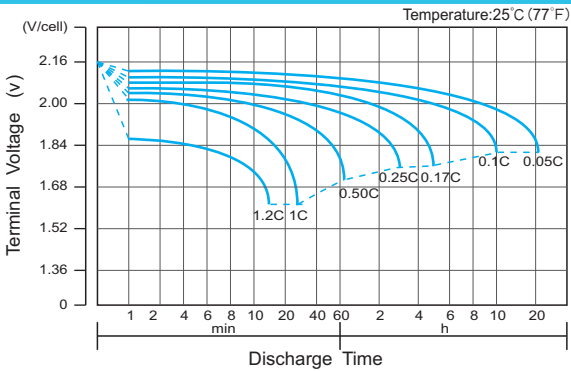
F.V/Time	15MIN	30MIN	1HR	2HR	3HR	4HR	5HR	6HR	8HR	10HR	20HR
1.60V	773.9	623.7	426.3	262.9	191.1	138.6	125.0	109.9	88.6	72.5	39.2
1.65V	753.6	620.2	423.9	259.0	187.3	136.5	123.9	108.5	87.9	71.8	38.5
1.70V	711.9	587.0	419.7	255.2	184.5	136.2	122.5	106.1	86.5	71.4	37.8
1.75V	633.9	529.2	393.8	241.9	177.8	129.2	120.8	100.8	83.7	70.7	37.1
1.80V	548.8	482.7	374.5	230.7	170.5	128.8	118.7	99.4	82.3	70.0	36.4
1.85V	468.0	435.1	347.2	218.4	162.4	119.4	112.0	94.2	78.1	67.9	34.3

(Note) The above characteristics data are average values obtained within three charge/discharge cycle not the minimum values.

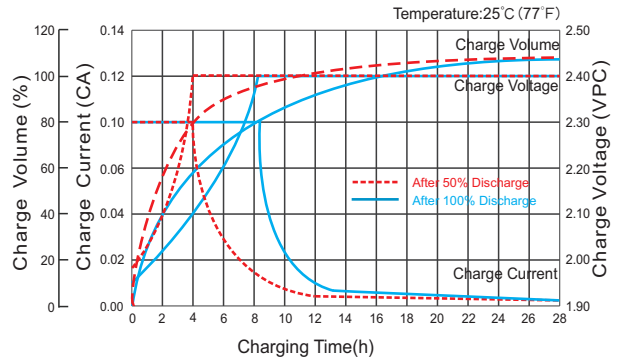
DG2-350(2V350Ah)



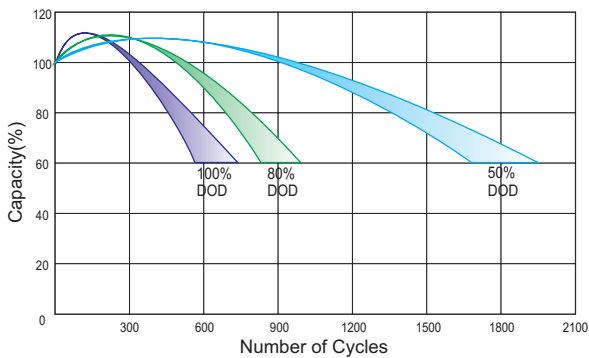
Discharge Characteristics Curve



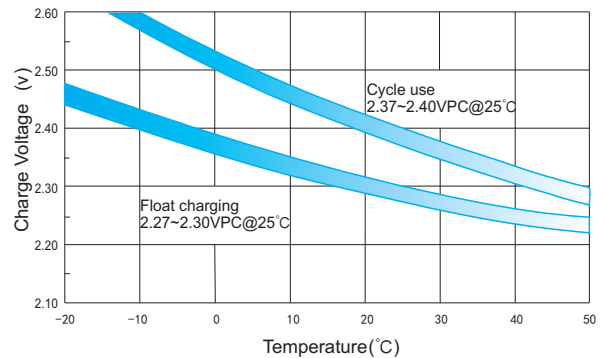
Charge Characteristic Curve for Cycle Use(IU)



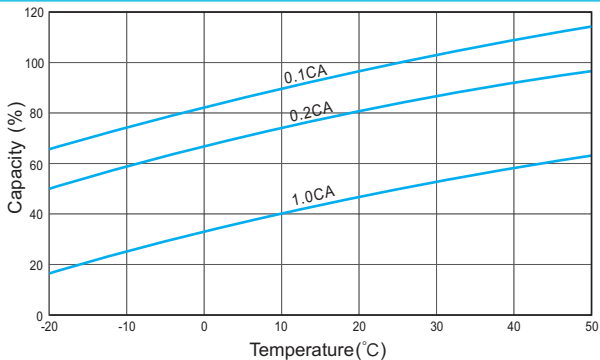
Cycle Life in Relation to Depth of Discharge



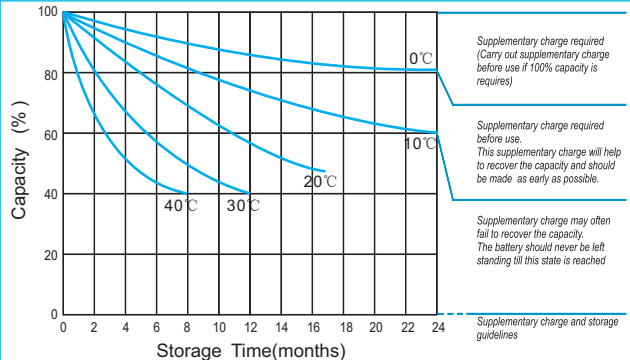
Relationship Between Charging Voltage and Temperature



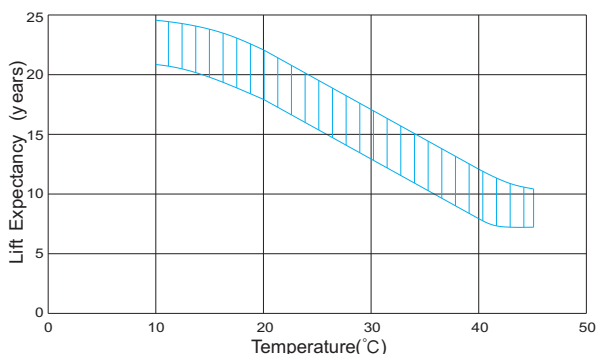
Temperature Effects on Capacity



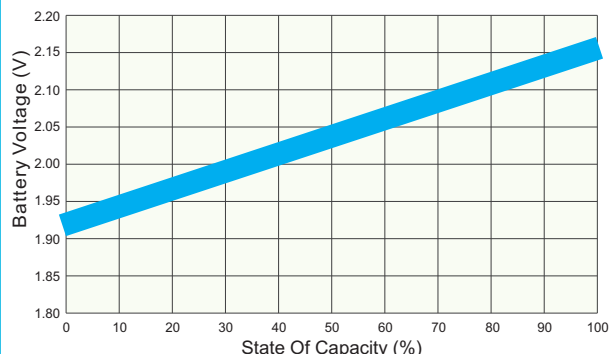
Storage Characteristics



Effect of Temperature on Long Term Life



Relationship of OCV And State of Charge(20°C)



For Battery Sales + EPA Battery Recycling and AC / DC Power Services, please contact:

Moore & Moore Solutions, Inc.
 Phone: 484-302-7009
 Email: mr@mooreu.com
 www.MooreU.com