

DG6-225S(6V225Ah)



Specification

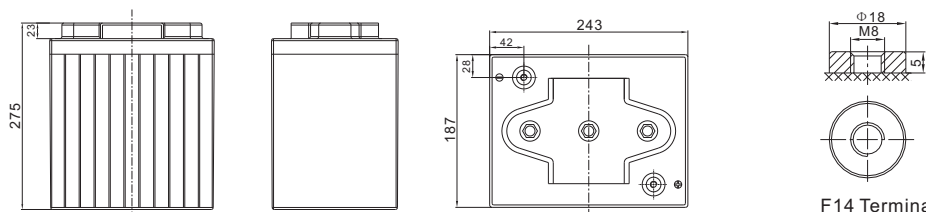
Cells Per Unit	3
Voltage Per Unit	6
Capacity	225Ah@20hr-rate to 1.75V per cell @25°C
Weight	Approx. 32.0 Kg (Tolerance ±2%)
Internal Resistance	Approx. 4 mΩ
Terminal	F14(M8)
Max. Discharge Current	2250A (5 sec)
Design Life	15 years (floating charge)
Maximum Charging Current	45.0 A
Reference Capacity	C3 153.6AH C5 170.5AH C10 195.0AH C20 226.0AH
Float Charging Voltage	6.80 V~6.90 V @ 25°C Temperature Compensation: -3mV/°C/Cell
Cycle Use Voltage	7.10 V~7.20 V @ 25°C Temperature Compensation: -4mV/°C/Cell
Operating Temperature Range	Discharge: -40°C~60°C Charge: -20°C~50°C Storage: -40°C~60°C
Normal Operating Temperature Range	25°C ±5°C
Self Discharge	RITAR Valve Regulated Lead Acid (VRLA) batteries can be stored for up to 6 months at 25°C and then recharging is recommended. Monthly Self-discharge ratio is less than 3% at 25°C. Please charged batteries before using.
Container Material	A.B.S. UL94-HB, UL94-V0 Optional.



DG (Deep Cycle GEL) series is pure GEL battery with 15 years floating design life, it is ideal for standby or frequent cyclic discharge applications under extreme environments. By using strong grids, high purity lead and patented Gel electrolyte, the DG series offers excellent recovery capability after deep discharge under frequent cyclic discharge use, and can deliver 450 cycles at 100% DOD. Suitable for solar & wind system, CATV, marine, RV and deep discharge UPS, and telecommunication, etc.



Dimensions



Length	243±2mm (9.57 inches)
Width	187±2mm (7.36 inches)
Height	275±2mm (10.8 inches)
Total Height	275±2mm (10.8 inches)
Terminal	Value
M5	6~7 N*m
M6	8~10 N*m
M8	10~12 N*m

F14 Terminal

Unit: mm

Constant Current Discharge Characteristics : A(25°C)

F.V/Time	10MIN	15MIN	30MIN	1HR	2HR	3HR	4HR	5HR	8HR	10HR	20HR
1.60V	372.0	301.7	204.2	124.5	75.3	52.0	42.6	34.9	24.0	20.3	12.4
1.65V	354.0	295.5	202.5	123.9	74.7	51.8	42.4	34.7	23.8	20.1	11.9
1.70V	341.5	290.9	201.2	122.8	74.1	51.4	42.2	34.5	23.6	19.9	11.6
1.75V	318.8	280.2	198.1	121.6	73.6	51.2	41.8	34.1	23.5	19.7	11.3
1.80V	294.2	261.3	191.2	118.8	72.2	49.8	40.9	33.5	23.1	19.5	10.6
1.85V	265.9	237.1	180.9	112.8	69.0	47.6	38.9	32.0	22.1	19.0	10.1

Constant Power Discharge Characteristics : WPC(25°C)

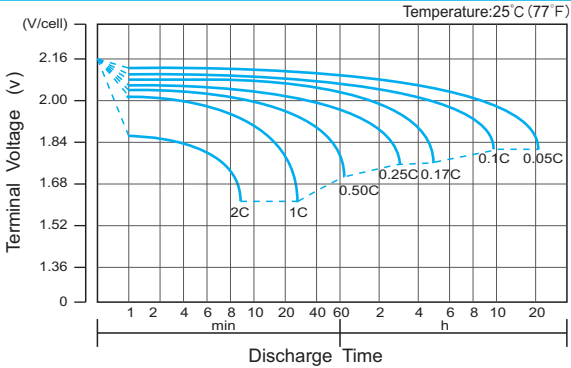
F.V/Time	10MIN	15MIN	30MIN	1HR	2HR	3HR	4HR	5HR	8HR	10HR	20HR
1.60V	660	553	388	240	148	103	84.7	69.4	47.8	40.5	21.9
1.65V	640	544	384	239	147	103	84.6	69.2	47.6	40.2	21.5
1.70V	623	538	385	237	146	103	84.4	69.0	47.3	39.9	21.1
1.75V	587	519	379	235	145	102	83.6	68.1	46.9	39.5	20.7
1.80V	548	486	367	231	143	99.6	81.7	66.9	46.1	39.1	20.3
1.85V	501	442	348	221	138	95.3	77.8	64.0	44.2	37.9	19.1

(Note) The above characteristics data are average values obtained within three charge/discharge cycle not the minimum values.

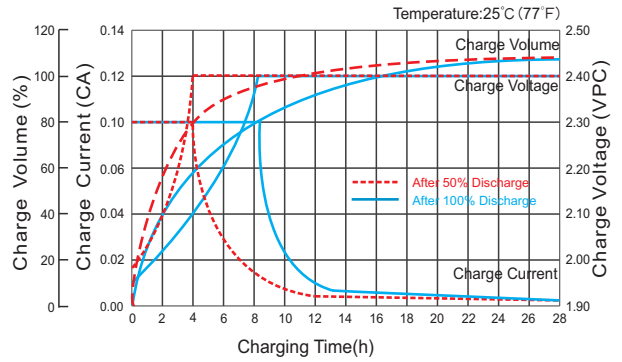
DG6-225S (6V225Ah)



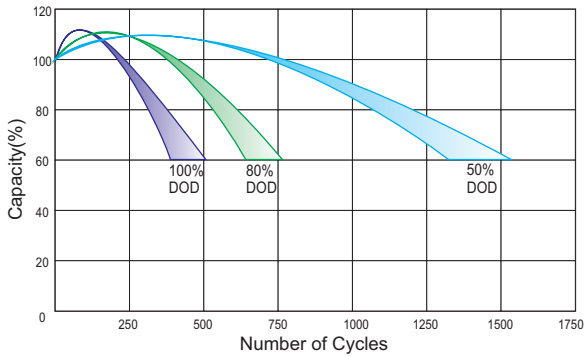
Discharge Characteristics Curve



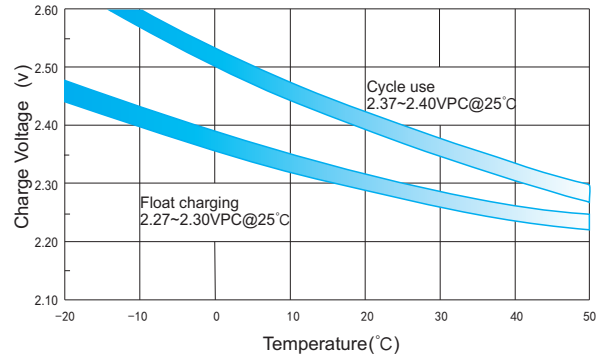
Charge Characteristic Curve for Cycle Use(IU)



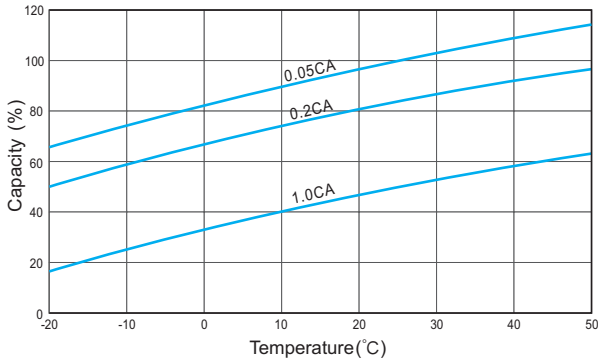
Cycle Life in Relation to Depth of Discharge



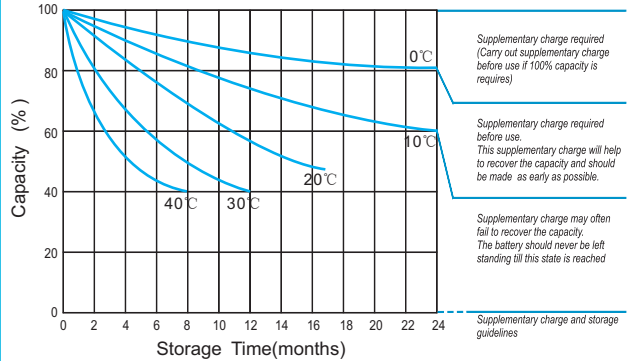
Relationship Between Charging Voltage and Temperature



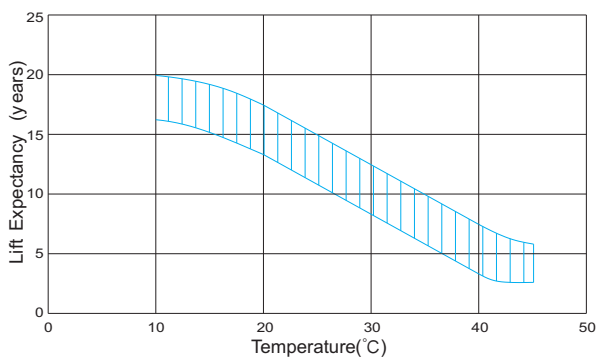
Temperature Effects on Capacity



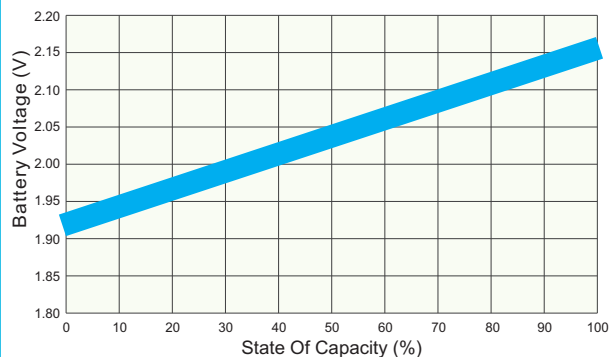
Storage Characteristics



Effect of Temperature on Long Term Life



Relationship of OCV And State of Charge(20°C)



For Battery Sales + EPA Battery Recycling and AC / DC Power Services, please contact:

Moore & Moore Solutions, Inc.
 Phone: 484-302-7009
 Email: mr@mooreu.com
www.MooreU.com