

DG6-225(6V225Ah)



Specification

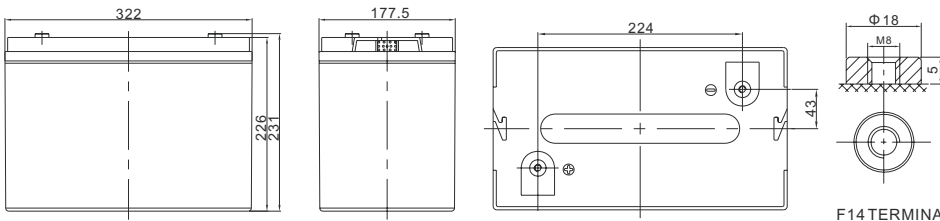
Cells Per Unit	3
Voltage Per Unit	6
Capacity	225Ah@20hr-rate to 1.75V per cell @25°C
Weight	Approx. 32.0Kg (Tolerance ±2%)
Internal Resistance	Approx. 4 mΩ
Terminal	F16(M8)/F14(M8)
Max. Discharge Current	2250A (5 sec)
Design Life	15 years (floating charge)
Maximum Charging Current	45.0 A
Reference Capacity	C3 153.6AH C5 170.5AH C10 195.0AH C20 226.0AH
Float Charging Voltage	6.80 V~6.90 V @ 25°C Temperature Compensation: -3mV/°C/Cell
Cycle Use Voltage	7.10 V~7.20 V @ 25°C Temperature Compensation: -4mV/°C/Cell
Operating Temperature Range	Discharge: -40°C~60°C Charge: -20°C~50°C Storage: -40°C~60°C
Normal Operating Temperature Range	25°C ±5°C
Self Discharge	RITAR Valve Regulated Lead Acid (VRLA) batteries can be stored for up to 6 months at 25°C and then recharging is recommended. Monthly Self-discharge ratio is less than 3% at 25°C. Please charged batteries before using.
Container Material	A.B.S. UL94-HB, UL94-V0 Optional.



DG (Deep Cycle GEL) series is pure GEL battery with 15 years floating design life, it is ideal for standby or frequent cyclic discharge applications under extreme environments. By using strong grids, high purity lead and patented Gel electrolyte, the DG series offers excellent recovery capability after deep discharge under frequent cyclic discharge use, and can deliver 450 cycles at 100% DOD. Suitable for solar & wind system, CATV, marine, RV and deep discharge UPS, and telecommunication, etc.



Dimensions



Length	322±1mm (12.7 inches)
Width	177.5±1mm (6.99 inches)
Height	226±1mm (8.90 inches)
Total Height	231±1mm (9.09 inches)
Terminal	Value
M5	6~7 N*m
M6	8~10 N*m
M8	10~12 N*m

F14 TERMINAL

Unit mm

Constant Current Discharge Characteristics : A(25°C)

F.V/Time	10MIN	15MIN	30MIN	1HR	2HR	3HR	4HR	5HR	8HR	10HR	20HR
1.60V	383.5	307.9	206.3	125.8	75.3	52.0	42.6	34.9	24.0	20.3	12.4
1.65V	364.9	301.5	204.5	125.2	74.7	51.8	42.4	34.7	23.8	20.1	11.9
1.70V	352.0	296.8	203.2	124.0	74.1	51.4	42.2	34.5	23.6	19.9	11.6
1.75V	328.7	285.9	200.1	122.9	73.6	51.2	41.8	34.1	23.5	19.7	11.3
1.80V	303.3	266.6	193.2	120.0	72.2	49.8	40.9	33.5	23.1	19.5	10.6
1.85V	274.2	241.9	182.7	114.0	69.0	47.6	38.9	32.0	22.1	19.0	10.1

Constant Power Discharge Characteristics : WPC(25°C)

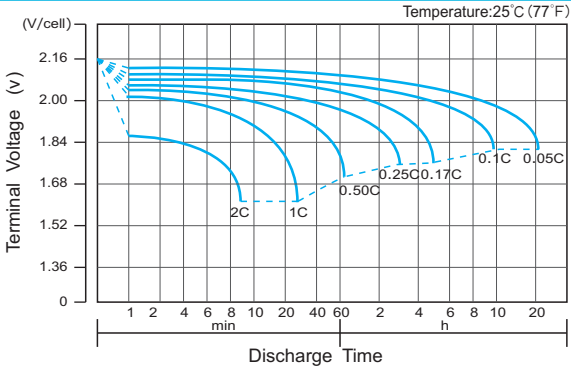
F.V/Time	10MIN	15MIN	30MIN	1HR	2HR	3HR	4HR	5HR	8HR	10HR	20HR
1.60V	681	564	392	242	148	103	84.7	69.4	47.8	40.5	21.9
1.65V	660	555	387	242	147	103	84.6	69.2	47.6	40.2	21.5
1.70V	642	549	389	240	146	103	84.4	69.0	47.3	39.9	21.1
1.75V	605	530	383	238	145	102	83.6	68.1	46.9	39.5	20.7
1.80V	565	495	371	233	143	99.6	81.7	66.9	46.1	39.1	20.3
1.85V	516	451	352	223	138	95.3	77.8	64.0	44.2	37.9	19.1

(Note) The above characteristics data are average values obtained within three charge/discharge cycle not the minimum values.

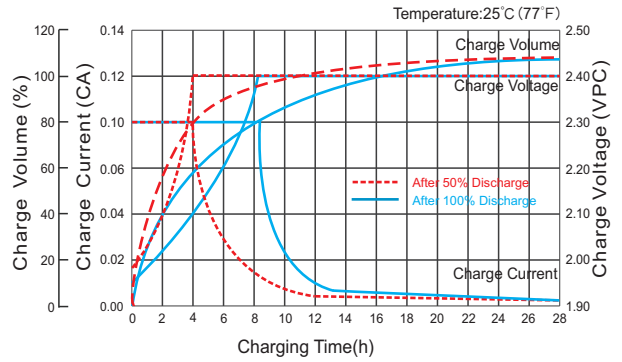
DG6-225(6V225Ah)



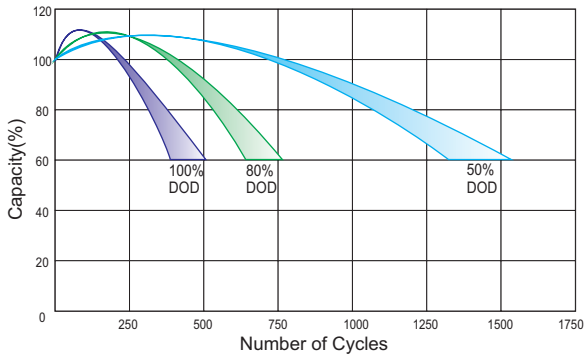
Discharge Characteristics Curve



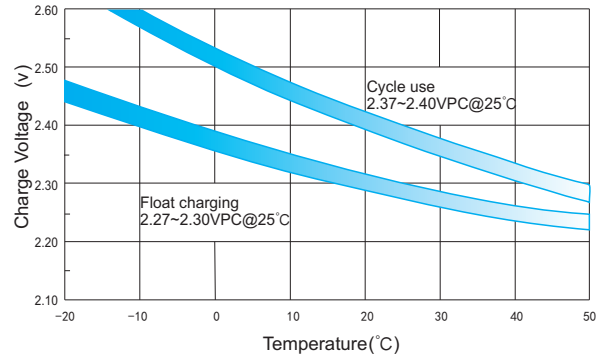
Charge Characteristic Curve for Cycle Use(IU)



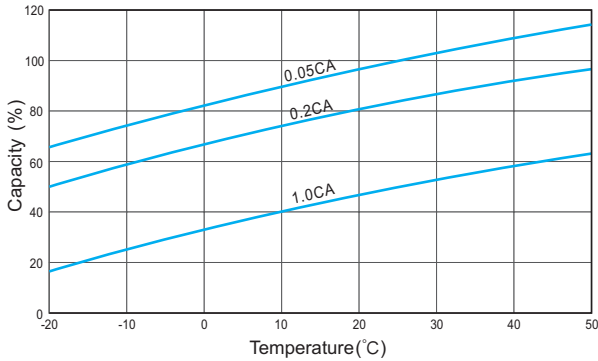
Cycle Life in Relation to Depth of Discharge



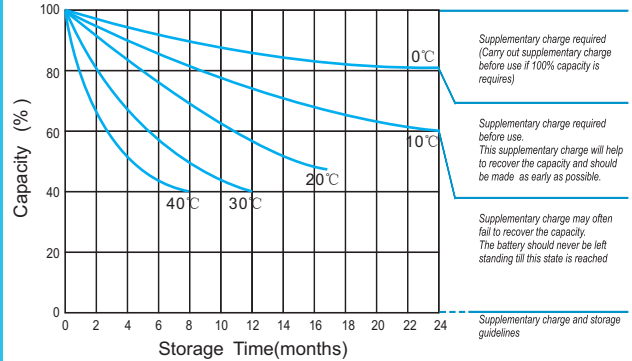
Relationship Between Charging Voltage and Temperature



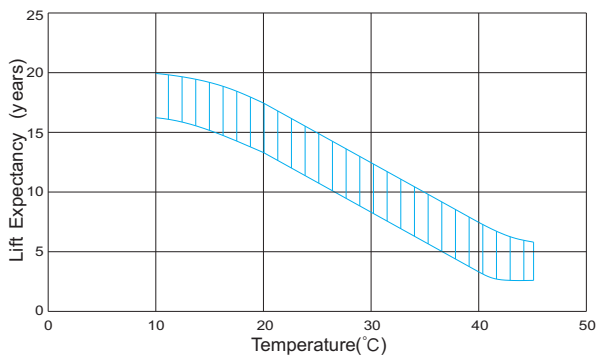
Temperature Effects on Capacity



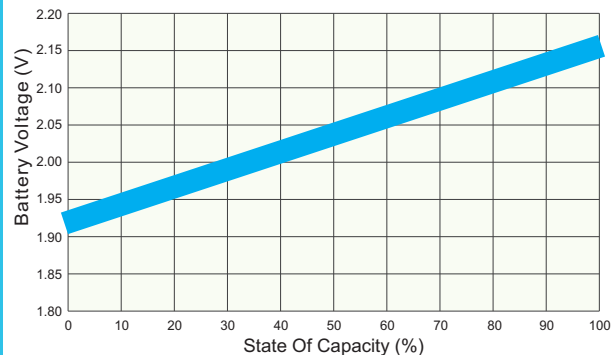
Storage Characteristics



Effect of Temperature on Long Term Life



Relationship of OCV And State of Charge(20°C)



For Battery Sales + EPA Battery Recycling and AC / DC Power Services, please contact:

Moore & Moore Solutions, Inc.
 Phone: 484-302-7009
 Email: mr@mooreu.com
www.MooreU.com