



HR12-380WSL



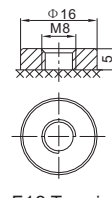
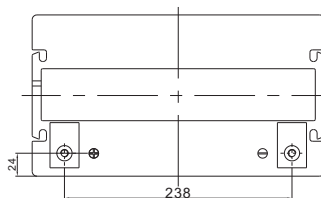
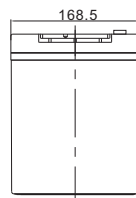
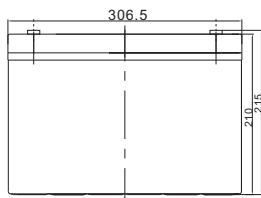
Specification

Cells Per Unit	6
Voltage Per Unit	12
Capacity	380W@15min-rate to 1.67V per cell @25°C
Weight	Approx. 31.5 Kg (Tolerance ±2.0%)
Internal Resistance	Approx. 4.5 mΩ
Terminal	F12(M8)
Max. Discharge Current	1000A (5 sec)
Short Circuit Current	2550A
Design Life	Could Reach 15 years
Recommended Maximum Charging Current	30 A
Reference Capacity	C10 94.3AH C20 100.0AH
Standby Use Voltage	13.6 V~13.8 V @ 25°C
Cycle Use Voltage	14.6 V~14.8 V @ 25°C
Operating Temperature Range	Discharge: -20°C~60°C Charge: 0°C~50°C Storage: -20°C~60°C
Normal Operating Temperature Range	25°C ±5°C
Self Discharge	RITAR Valve Regulated Lead Acid (VRLA) batteries can be stored for up to 6 months at 25°C and then recharging is recommended. Monthly Self-discharge ratio is less than 3% at 25°C. Please charge batteries before using.
Container Material	A.B.S. UL94-HB, UL94-V0 Optional.

The HR (High Rate) series Valve Regulated Lead Acid (VRLA) battery is designed for heavy load discharge applications with 15 years design life in float service. By using strong grids and specially designed active material the HR series is with lower I.R, lower self discharge rate, high power, and longer service life performance. Generally the HR series offers 30% more power output than the standard range. Suitable for high power standby and cycling situation, such as UPS, datacenter, electric tools et al.



Dimensions



Length	306.5±1mm (12.1 inches)
Width	168.5±1mm (6.63 inches)
Height	210±1mm (8.27 inches)
Total Height	215±1mm (8.46 inches)
Terminal	Value
M5	6~7 N*m
M6	8~10 N*m
M8	10~12 N*m

F12 Terminal

Unit: mm

Constant Current Discharge Characteristics : A (25°C)

F.V/Time	5MIN	8MIN	10MIN	15MIN	20MIN	30MIN	60MIN	90MIN
1.60V	344.6	298.1	270.9	216.9	174.3	127.7	73.4	54.4
1.67V	318.9	279.7	254.2	205.6	162.6	121.8	70.0	51.8
1.70V	305.6	269.8	245.0	199.3	156.4	118.3	68.0	50.2
1.75V	288.7	256.4	230.0	190.0	152.1	115.0	66.9	49.1
1.80V	271.5	242.9	215.0	180.4	147.6	111.5	65.5	47.9
1.85V	253.4	228.4	199.3	170.2	142.4	107.3	64.0	46.5

Constant Power Discharge Characteristics : WPC (25°C)

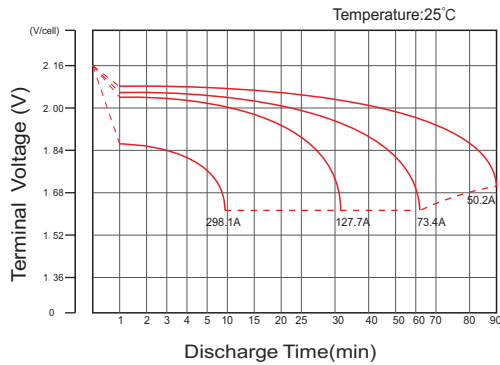
F.V/Time	5MIN	8MIN	10MIN	15MIN	20MIN	30MIN	60MIN	90MIN
1.60V	615	539	493	397	320	235	136	101
1.67V	574	511	467	380	302	226	131	97
1.70V	557	499	456	373	294	223	128	95
1.75V	533	480	433	360	289	219	128	94
1.80V	508	461	411	347	285	215	127	93
1.85V	484	443	389	334	280	212	127	92

(Note) The above characteristics data are average values obtained within three charge/discharge cycle not the minimum values.

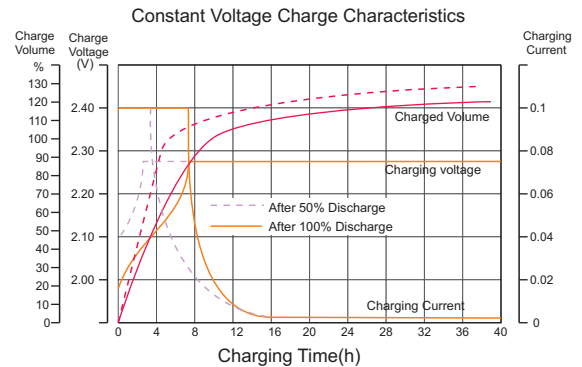
HR12-380WSL



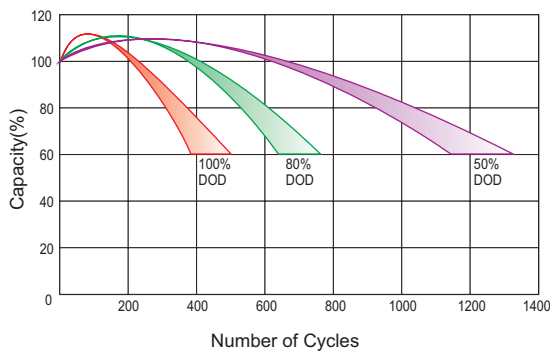
Discharge Characteristics Curve



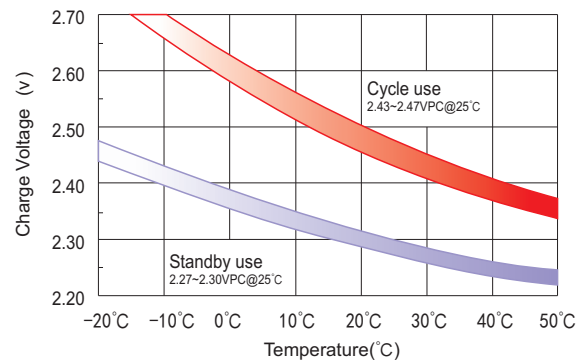
Charge Characteristic Curve For Standby Use



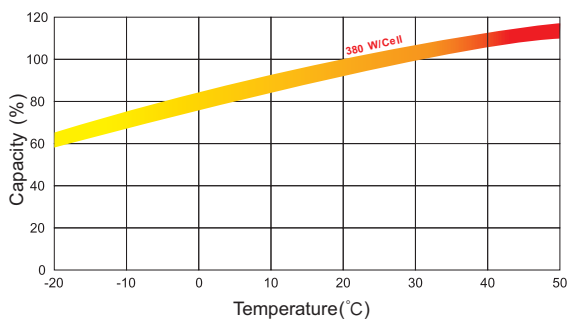
Cycle Life In Relation To Depth Of Discharge



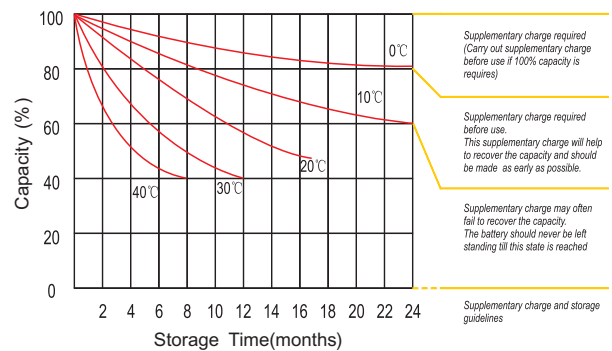
Relationship Between Charging Voltage And Temperature



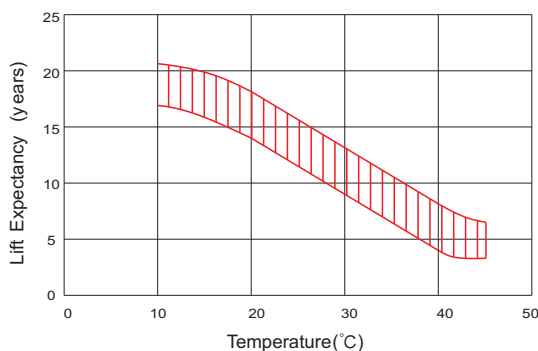
Temperature Effects On Capacity



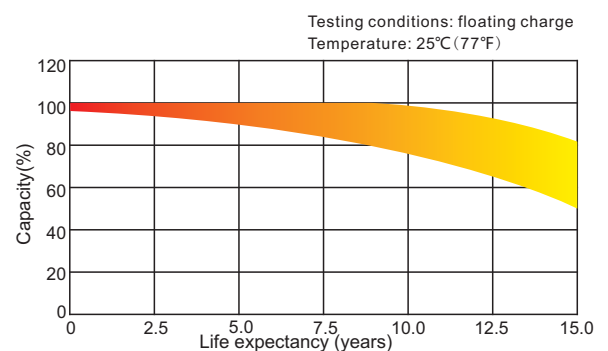
Storage Characteristics



Effect Of Temperature On Long Term Life



Life Characteristics Of Standby Use



For Battery Sales + EPA Battery Recycling and AC / DC Power Services, please contact:

Moore & Moore Solutions, Inc.
Phone: 484-302-7009
Email: mr@mooreu.com
www.MooreU.com