



# EV6-310(6V310Ah)



## Specification

Cells Per Unit	3
Voltage Per Unit	6
Capacity	310Ah@20hr-rate to 1.75V per cell @25°C
Weight	Approx. 44.5 Kg (Tolerance ± 1.5%)
Internal Resistance	Approx. 2 mΩ
Terminal	F22(M8)/F14(M8)
Max. Discharge Current	3100A (5 sec)
Cold Cranking Ampere(CCA)	930A
Maximum Charging Current	93 A
Reference Capacity	C3 240.0AH
	C5 272.5AH
	C10 295.0AH
	C20 310.0AH
Float Charging Voltage	6.80 V~6.90 V @ 25°C Temperature Compensation: -3mV/°C/Cell
Cycle Use Voltage	7.30 V~7.40 V @ 25°C Temperature Compensation: -4mV/°C/Cell
Operating Temperature Range	Discharge: -20°C~60°C
	Charge: 0°C~50°C Storage: -20°C~60°C
Normal Operating Temperature Range	25°C ± 5°C
Self Discharge	RITAR Valve Regulated Lead Acid (VRLA) batteries can be stored for up to 6 months at 25°C and then recharging is recommended. Monthly Self-discharge ratio is less than 3% at 25°C. Please charged batteries before using.
Container Material	A.B.S. UL94-HB, UL94-V0 Optional.



EV (Electric Vehicle) series is specially designed for frequent discharge deep cycle application. By using the specially designed active material, strong grids and thick plate construction, the EV series battery offers reliable performance in high load situations and could provide competitive cycle performance. Suitable for Electric Vehicle and Golf cart; Industrial equipment, Floor machines, Forklifts, Aerial lifts, and Robotics; Marine, RV, and no-idle solutions; Mobility and Medical equipment; and most outdoor application.



ISO 9001



ISO 14001



OHSAS 18001

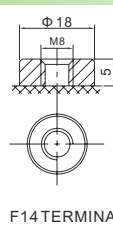
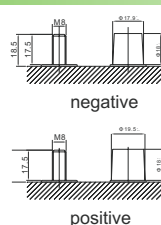
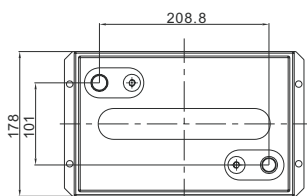
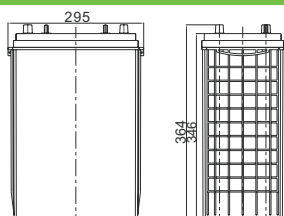


MH 28539



G4M20206-0910-E-16

## Dimensions



Length	295±2mm (11.6 inches)
Width	178±2mm (7.01 inches)
Height	364±2mm (13.6 inches)
Total Height	364±2mm (14.3 inches)
Terminal	Value
M5	6~7 N*m
M6	8~10 N*m
M8	10~12 N*m

Unit: mm

### Constant Current Discharge Characteristics : A(25°C)

F.V/Time	30MIN	1HR	2HR	3HR	4HR	5HR	8HR	10HR	20HR
1.60V	298.6	182.1	111.2	85.5	67.3	57.5	38.1	31.6	16.1
1.65V	292.4	178.7	109.3	84.2	66.3	56.8	37.7	31.3	16.0
1.70V	284.1	174.1	106.8	82.4	65.1	55.8	37.1	30.9	15.8
1.75V	272.8	167.9	103.3	80.0	63.4	54.5	36.3	30.3	15.5
1.80V	257.3	159.4	98.6	76.7	61.1	52.7	35.2	29.5	15.1
1.85V	235.4	147.2	91.8	72.0	57.6	50.0	33.6	28.3	14.6

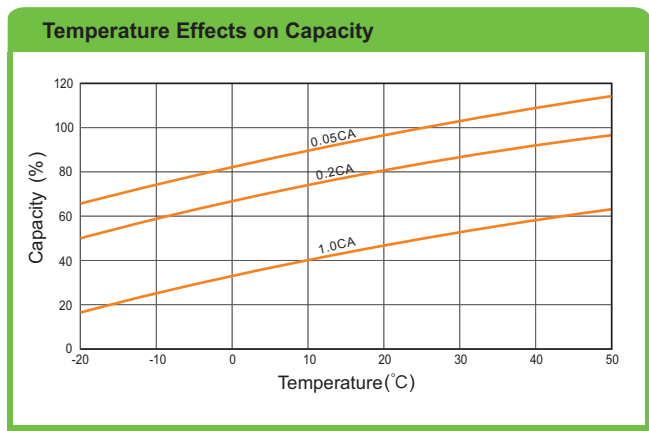
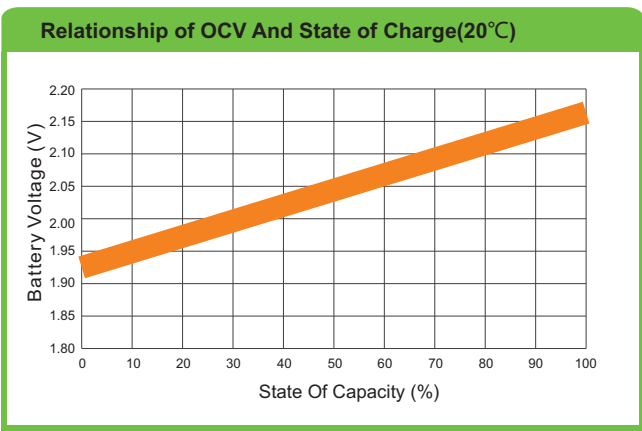
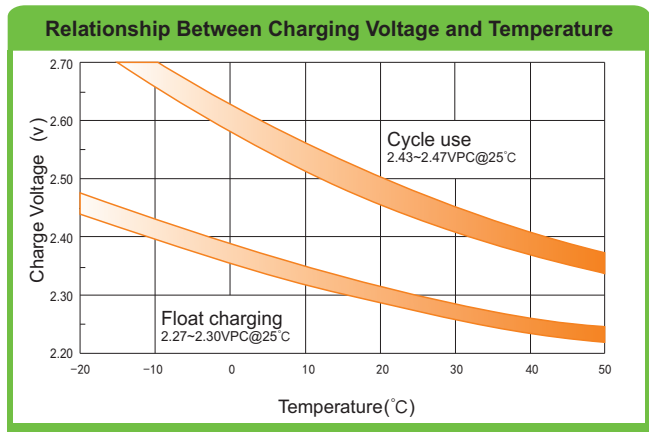
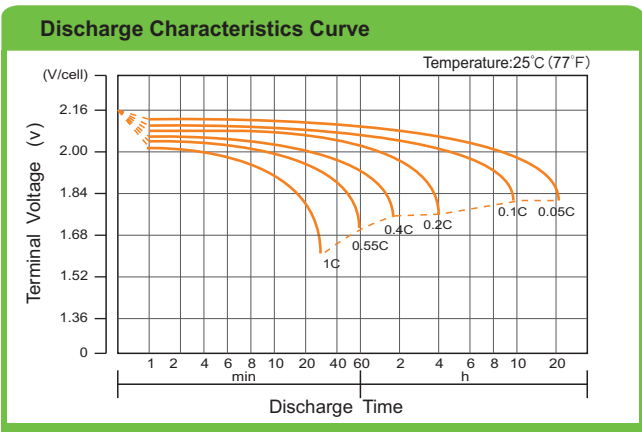
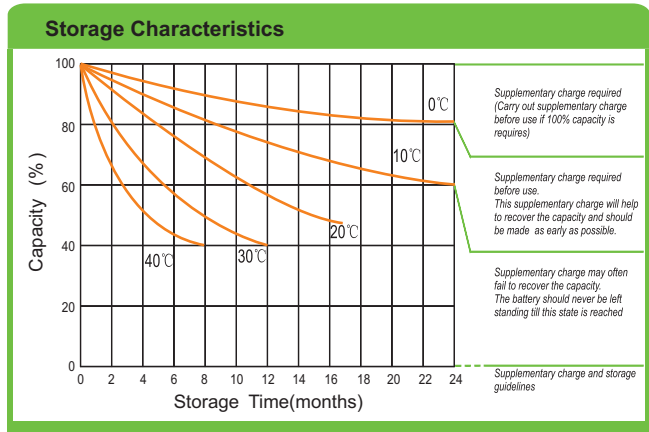
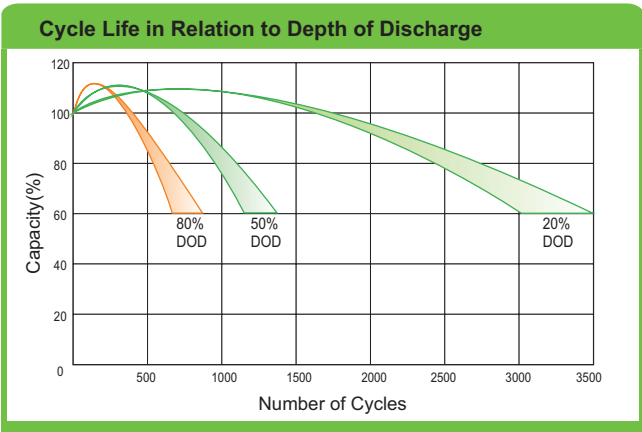
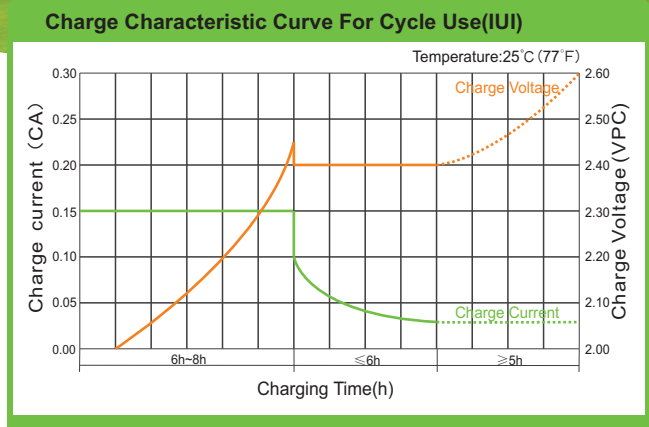
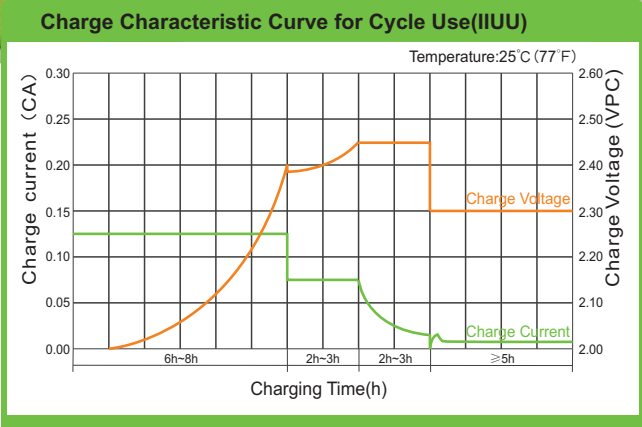
### Constant Power Discharge Characteristics : WPC(25°C)

F.V/Time	30MIN	1HR	2HR	3HR	4HR	5HR	8HR	10HR	20HR
1.60V	542	341	211	163	129	111	74.4	62.1	31.7
1.65V	539	338	209	162	128	110	73.8	61.6	31.5
1.70V	527	330	204	159	126	108	72.8	60.8	31.1
1.75V	511	320	199	155	123	106	71.4	59.8	30.6
1.80V	487	305	191	149	119	103.0	69.4	58.2	29.9
1.85V	450	284	178	140	113	98.2	66.4	55.9	28.9

(Note) The above characteristics data are average values obtained within three charge/discharge cycle not the minimum values.



# EV6-310(6V310Ah)



(Note) All above information shall be changed without prior notice, Ritar reserves the right to explain and update the latest information.

For Battery Sales + EPA Battery Recycling and AC / DC Power Services, please contact:  
**Moore & Moore Solutions, Inc.**  
 Phone: 484-302-7009  
 Email: [mr@mooreu.com](mailto:mr@mooreu.com)  
[www.MooreU.com](http://www.MooreU.com)