



# EV12-240(12V240Ah)



## Specification

Cells Per Unit	6
Voltage Per Unit	12
Capacity	240Ah@20hr-rate to 1.75V per cell @25°C
Weight	Approx. 69.0 Kg (Tolerance ±1.5%)
Internal Resistance	Approx. 3.8 mΩ
Terminal	F10(M8)/F16(M8)
Max. Discharge Current	2400A (5 sec)
Cold Cranking Ampere(CCA)	800A
Maximum Charging Current	72.0 A
Reference Capacity	C3 186.0AH
	C5 211.0AH
	C10 228.0AH
	C20 240.0AH
Float Charging Voltage	13.6 V~13.8 V @ 25°C Temperature Compensation: -3mV/°C/Cell
Cycle Use Voltage	14.6 V~14.8 V @ 25°C Temperature Compensation: -4mV/°C/Cell
Operating Temperature Range	Discharge: -20°C~60°C
	Charge: 0°C~50°C Storage: -20°C~60°C
Normal Operating Temperature Range	25°C ±5°C
Self Discharge	RITAR Valve Regulated Lead Acid (VRLA) batteries can be stored for up to 6 months at 25°C and then recharging is recommended. Monthly Self-discharge ratio is less than 3% at 25°C. Please charged batteries before using.
Container Material	A.B.S. UL94-HB, UL94-V0 Optional.



EV(Electric Vehicle) series is specially designed for frequent discharge deep cycle application. By using the specially designed active material, strong grids and thick plate construction, the EV series battery offers reliable performance in high load situations and could provide competitive cycle performance. Suitable for Electric Vehicle and Golf cart; Industrial equipment, Floor machines, Forklifts, Aerial lifts, and Robotics; Marine, RV, and no-idle solutions; Mobility and Medical equipment; and most outdoor application.



ISO 9001



ISO 14001



OHSAS 18001

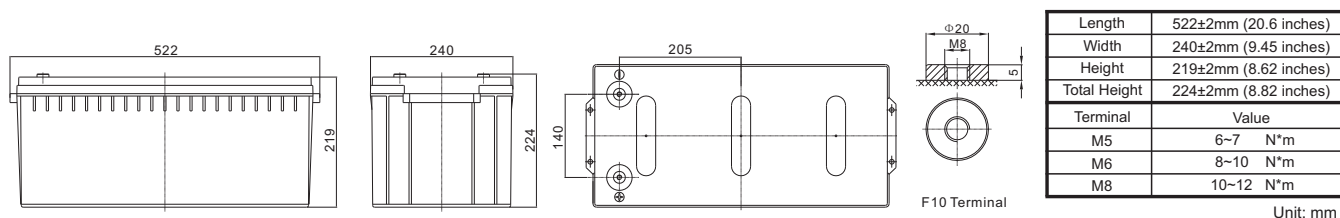


MH 28539



G4M20206-0910-E-16

## Dimensions



### Constant Current Discharge Characteristics : A(25°C)

F.V/Time	30MIN	1HR	2HR	3HR	4HR	5HR	8HR	10HR	20HR
1.60V	244.0	144.0	86.9	66.2	52.6	44.5	29.5	24.5	12.5
1.65V	238.9	141.3	85.5	65.2	51.9	44.0	29.2	24.2	12.4
1.70V	232.2	137.7	83.5	63.8	50.9	43.2	28.7	23.9	12.2
1.75V	222.9	132.7	80.8	62.0	49.6	42.2	28.1	23.4	12.0
1.80V	210.3	126.0	77.1	59.4	47.7	40.8	27.3	22.8	11.7
1.85V	192.4	116.3	71.8	55.7	45.1	38.7	26.0	21.9	11.3

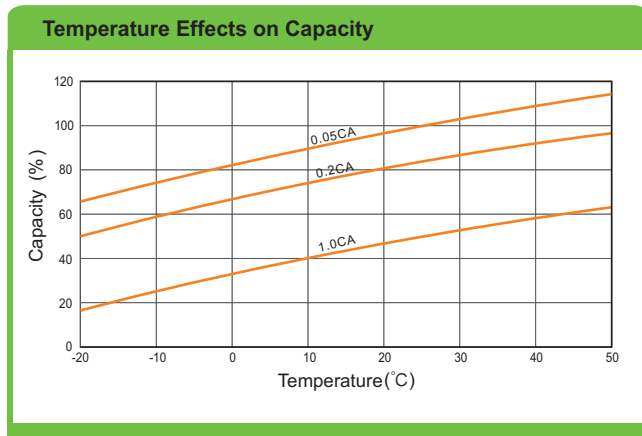
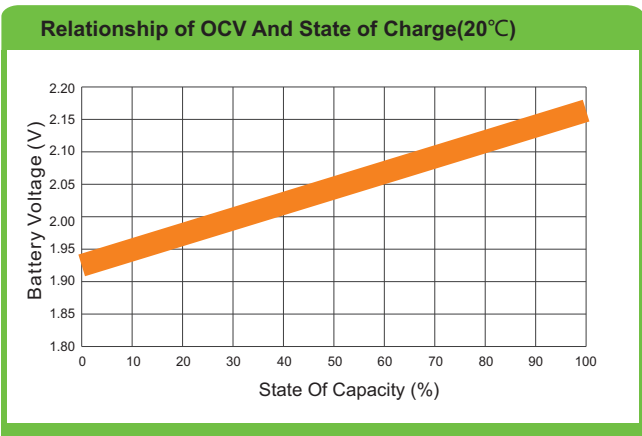
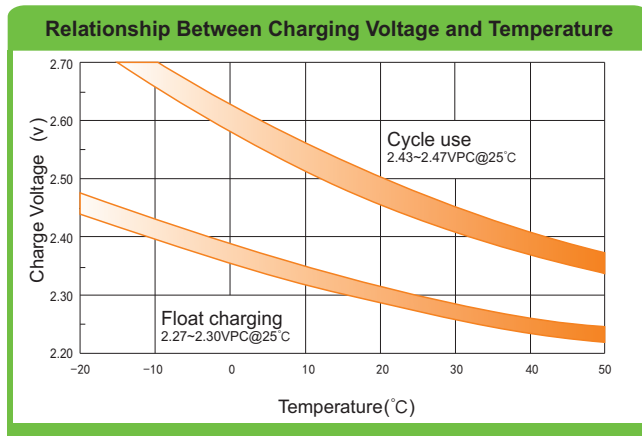
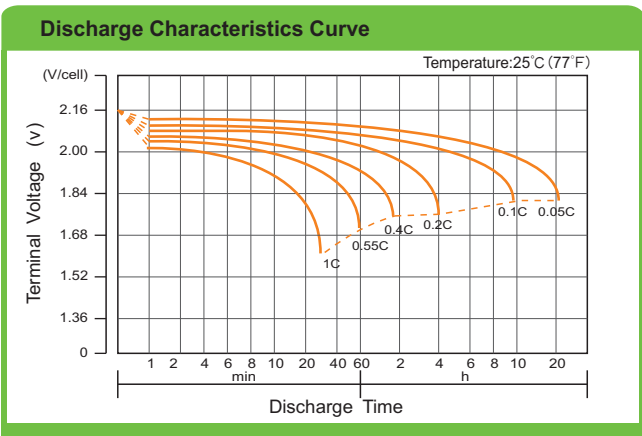
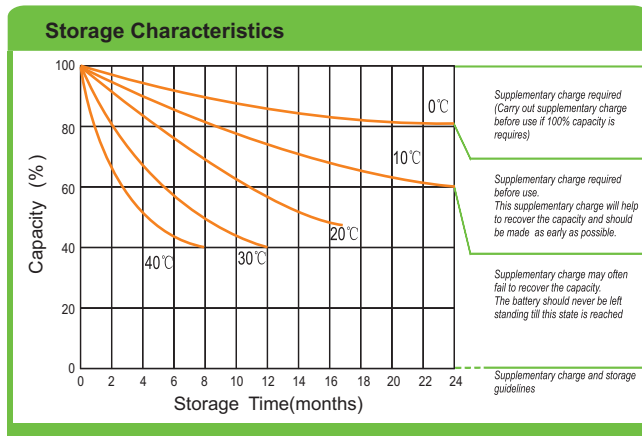
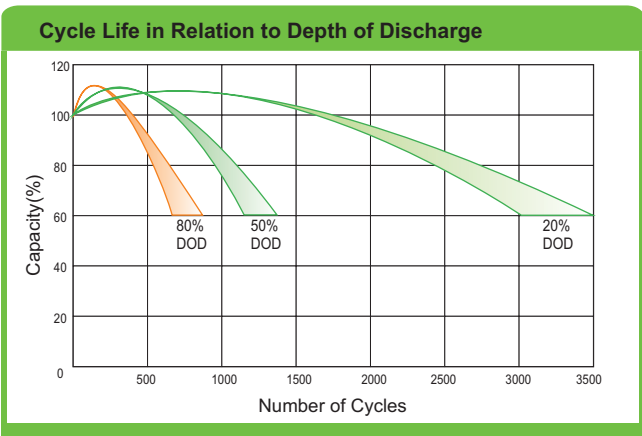
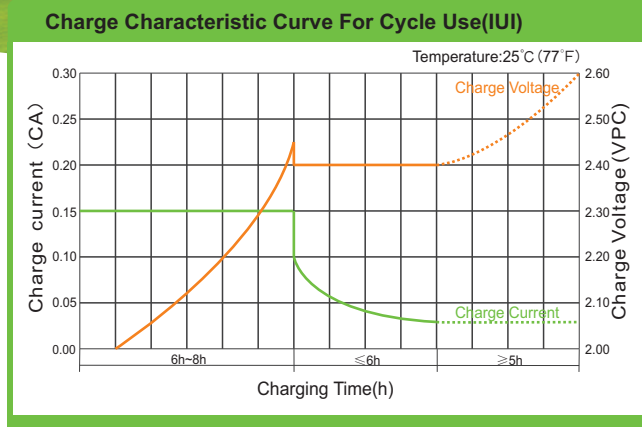
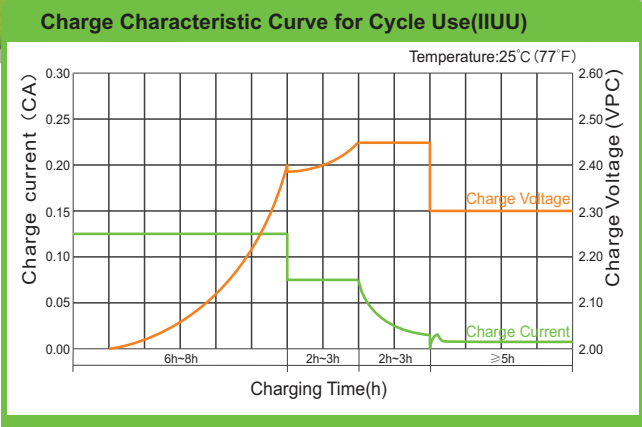
### Constant Power Discharge Characteristics : WPC(25°C)

F.V/Time	30MIN	1HR	2HR	3HR	4HR	5HR	8HR	10HR	20HR
1.60V	443	269	165	126	101.0	85.8	57.6	48.1	24.6
1.65V	440	267	163	125	100.1	85.2	57.1	47.7	24.4
1.70V	430	261	160	123	98.5	83.9	56.3	47.1	24.1
1.75V	418	253	155	120	96.3	82.2	55.3	46.3	23.7
1.80V	398	241	149	115	93.0	79.8	53.7	45.1	23.2
1.85V	368	224	140	109	88.2	76.0	51.4	43.3	22.4

(Note) The above characteristics data are average values obtained within three charge/discharge cycle not the minimum values.



# EV12-240(12V240Ah)



(Note) All above information shall be changed without prior notice, Ritar reserves the right to explain and update the latest information.

For Battery Sales + EPA Battery Recycling and AC / DC Power Services, please contact:  
**Moore & Moore Solutions, Inc.**  
 Phone: 484-302-7009  
 Email: [mr@mooreu.com](mailto:mr@mooreu.com)  
[www.MooreU.com](http://www.MooreU.com)