



# EV12-200(12V200Ah)



## Specification

Cells Per Unit	6
Voltage Per Unit	12
Capacity	200Ah@20hr-rate to 1.75V per cell @25°C
Weight	Approx. 62.5 Kg (Tolerance ± 1.5%)
Internal Resistance	Approx. 3.8 mΩ
Terminal	F10(M8)/F16(M8)
Max. Discharge Current	2000A (5 sec)
Cold Cranking Ampere(CCA)	700A
Maximum Charging Current	60.0 A
Reference Capacity	C3 154.8AH
	C5 176.0AH
	C10 190.0AH
	C20 200.0AH
Float Charging Voltage	13.6 V~13.8 V @ 25°C Temperature Compensation: -3mV/°C/Cell
Cycle Use Voltage	14.6 V~14.8 V @ 25°C Temperature Compensation: -4mV/°C/Cell
Operating Temperature Range	Discharge: -20°C~60°C Charge: 0°C~50°C Storage: -20°C~60°C
Normal Operating Temperature Range	25°C ± 5°C
Self Discharge	RITAR Valve Regulated Lead Acid (VRLA) batteries can be stored for up to 6 months at 25°C and then recharging is recommended. Monthly Self-discharge ratio is less than 3% at 25°C. Please charged batteries before using.
Container Material	A.B.S. UL94-HB, UL94-V0 Optional.



EV (Electric Vehicle) series is specially designed for frequent discharge deep cycle application. By using the specially designed active material, strong grids and thick plate construction, the EV series battery offers reliable performance in high load situations and could provide competitive cycle performance. Suitable for Electric Vehicle and Golf cart; Industrial equipment, Floor machines, Forklifts, Aerial lifts, and Robotics; Marine, RV, and no-idle solutions; Mobility and Medical equipment; and most outdoor application.



ISO 9001



ISO 14001



OHSAS 18001

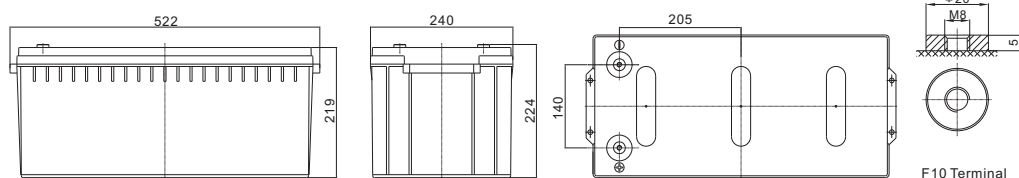


MH 28539



G4M20206-0910-E-16

## Dimensions



Length	522±2mm (20.6 inches)
Width	240±2mm (9.45 inches)
Height	219±2mm (8.62 inches)
Total Height	224±2mm (8.82 inches)
Terminal	Value
M5	6~7 N*m
M6	8~10 N*m
M8	10~12 N*m

Unit: mm

### Constant Current Discharge Characteristics : A(25°C)

F.V/Time	30MIN	1HR	2HR	3HR	4HR	5HR	8HR	10HR	20HR
1.60V	192.7	118.7	72.5	55.1	43.8	37.1	24.6	20.4	10.4
1.65V	188.6	116.5	71.2	54.3	43.2	36.6	24.3	20.2	10.3
1.70V	183.3	113.5	69.6	53.2	42.4	36.0	23.9	19.9	10.2
1.75V	176.0	109.5	67.3	51.6	41.3	35.2	23.4	19.5	10.0
1.80V	166.0	103.9	64.3	49.5	39.8	34.0	22.7	19.0	9.76
1.85V	151.9	95.9	59.8	46.4	37.6	32.3	21.7	18.2	9.40

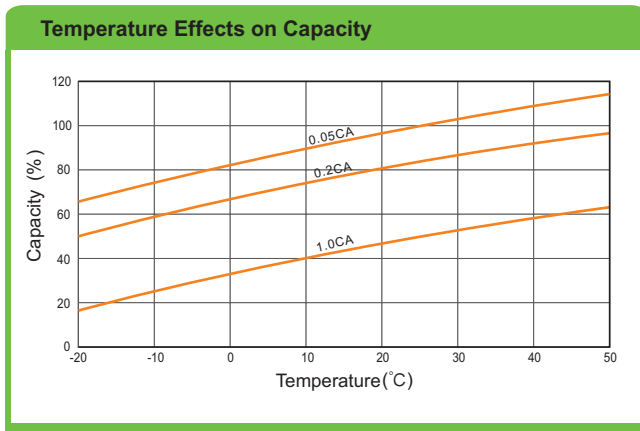
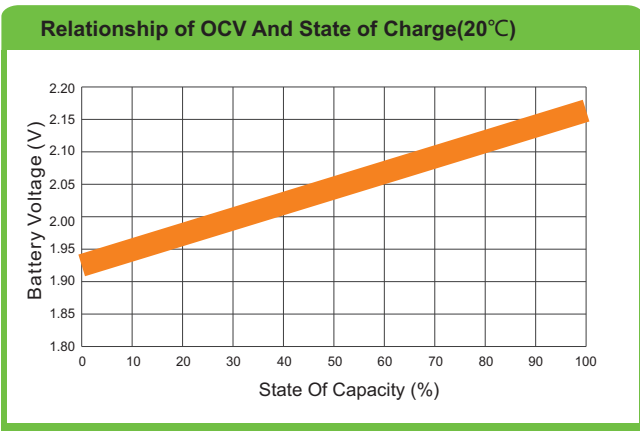
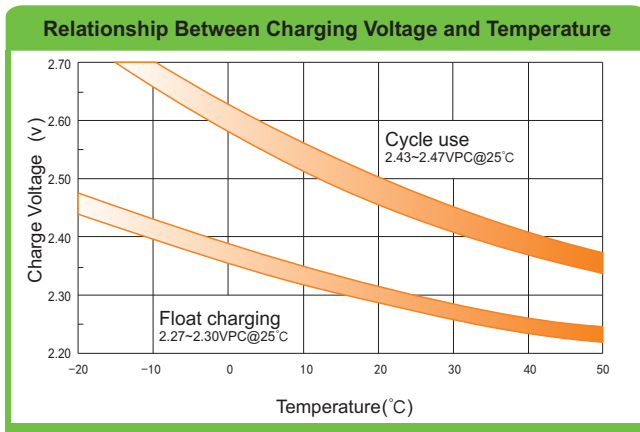
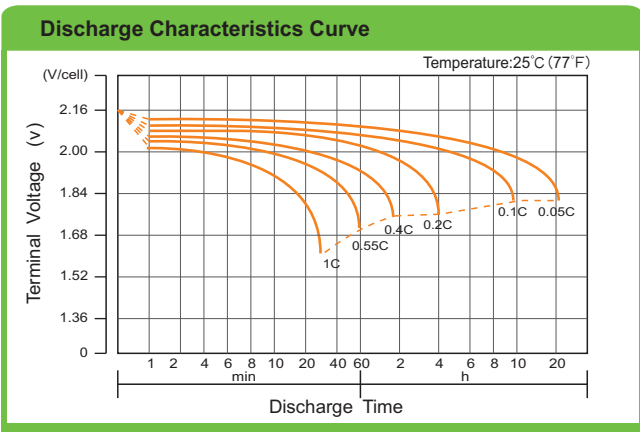
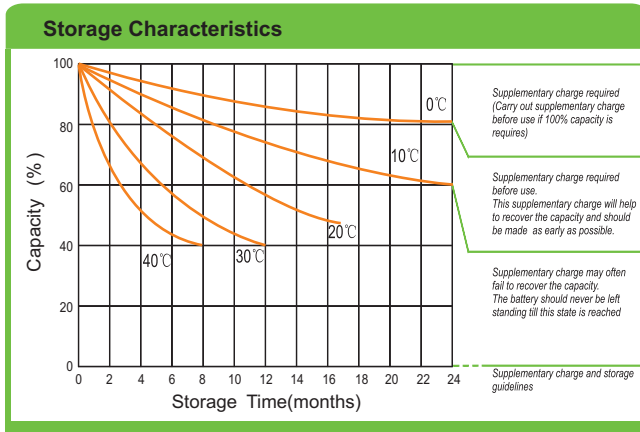
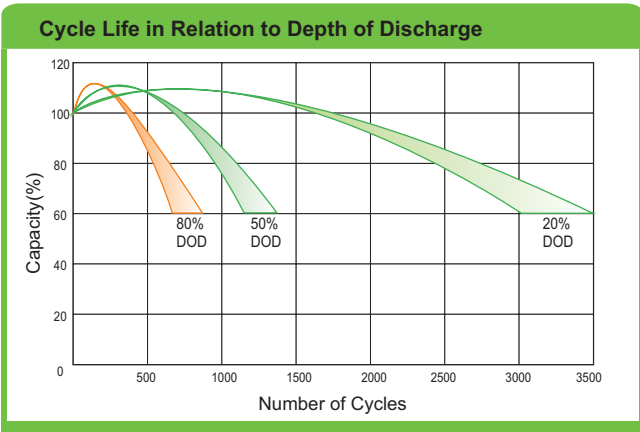
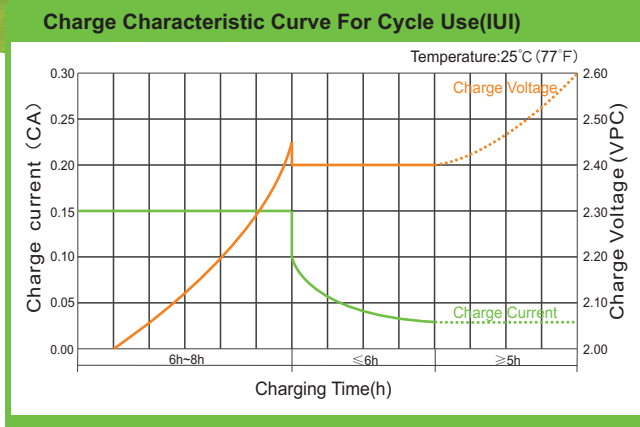
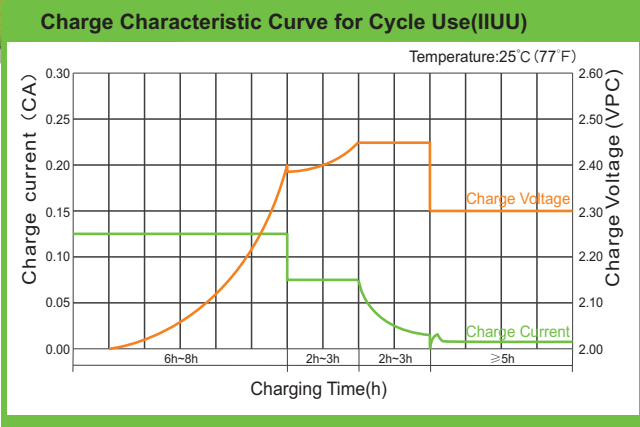
### Constant Power Discharge Characteristics : WPC(25°C)

F.V/Time	30MIN	1HR	2HR	3HR	4HR	5HR	8HR	10HR	20HR
1.60V	350	222	137	105	84.2	71.5	48.0	40.1	20.5
1.65V	348	220	136	104	83.4	71.0	47.6	39.8	20.3
1.70V	340	215	133	102	82.1	69.9	47.0	39.3	20.1
1.75V	330	209	130	99.9	80.2	68.5	46.1	38.6	19.8
1.80V	314	199	124	96.1	77.5	66.5	44.8	37.6	19.3
1.85V	290	185	116	90.6	73.5	63.3	42.8	36.1	18.6

(Note) The above characteristics data are average values obtained within three charge/discharge cycle not the minimum values.



# EV12-200(12V200Ah)



(Note) All above information shall be changed without prior notice, Ritar reserves the right to explain and update the latest information.

For Battery Sales + EPA Battery Recycling and AC / DC Power Services, please contact:  
**Moore & Moore Solutions, Inc.**  
 Phone: 484-302-7009  
 Email: [mr@mooreu.com](mailto:mr@mooreu.com)  
[www.MooreU.com](http://www.MooreU.com)