

# DC12-134(12V134Ah)



## Specification

Cells Per Unit	6
Voltage Per Unit	12
Capacity	134Ah@20hr-rate to 1.75V per cell @25°C
Weight	Approx. 41.5 Kg (Tolerance ± 1.5%)
Internal Resistance	Approx. 4 mΩ
Terminal	F12(M8)/F5(M8)
Max. Discharge Current	1340A (5 sec)
Design Life	12 years (floating charge)
Maximum Charging Current	40.2 A
Reference Capacity	C3 99.6AH C5 112.0AH C10 127.0AH C20 134.0AH
Float Charging Voltage	13.6 V~13.8 V @ 25°C Temperature Compensation: -3mV/°C/Cell
Cycle Use Voltage	14.6 V~14.8 V @ 25°C Temperature Compensation: -4mV/°C/Cell
Operating Temperature Range	Discharge: -20°C~60°C Charge: 0°C~50°C Storage: -20°C~60°C
Normal Operating Temperature Range	25°C ± 5°C
Self Discharge	RITAR Valve Regulated Lead Acid (VRLA) batteries can be stored for up to 6 months at 25°C and then recharging is recommended. Monthly Self-discharge ratio is less than 3% at 25°C. Please charged batteries before using.
Container Material	A.B.S. UL94-HB, UL94-V0 Optional.



DC (Deep Cycle) series batteries provide superior high integrity and reliability. It is specially designed for frequent cyclic charge and discharge. By using strong grids, thick plate and specially active material are designed for repeated deep-discharge applications. The DC series batteries offer 30% more cyclic life than the standby series. It is suitable for solar and wind renewable energy storage, mobility and medical equipment, V, telecom, broadband and cable TV, UPS systems etc.



ISO 9001



ISO 14001



OHSAS 18001

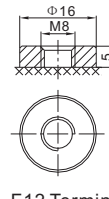
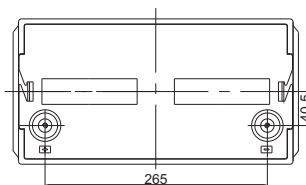
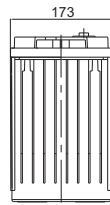
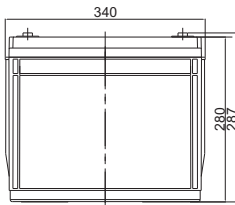


MH 28539



G4M20206-0910-E-16

## Dimensions



F 12 Terminal

Length	340±2mm (13.4 inches)
Width	173±2mm (6.81 inches)
Height	280±2mm (11.0 inches)
Total Height	287±2mm (11.3 inches)
Terminal	Value
M5	6~7 N*m
M6	8~10 N*m
M8	10~12 N*m

Unit: mm

### Constant Current Discharge Characteristics : A(25°C)

F.V/Time	10MIN	15MIN	30MIN	1HR	2HR	3HR	4HR	5HR	8HR	10HR	20HR
1.60V	286.9	221.1	129.5	77.0	47.1	35.5	28.0	23.6	16.1	13.7	6.96
1.65V	277.4	214.5	126.8	75.6	46.3	34.9	27.7	23.3	15.9	13.5	6.90
1.70V	264.9	205.8	123.2	73.7	45.2	34.2	27.1	22.9	15.7	13.3	6.82
1.75V	248.2	194.1	118.3	71.0	43.8	33.2	26.4	22.4	15.4	13.1	6.70
1.80V	225.9	178.4	111.6	67.4	41.8	31.8	25.4	21.7	14.9	12.7	6.54
1.85V	195.4	156.7	102.1	62.2	38.9	29.9	24.0	20.6	14.2	12.2	6.30

### Constant Power Discharge Characteristics : WPC(25°C)

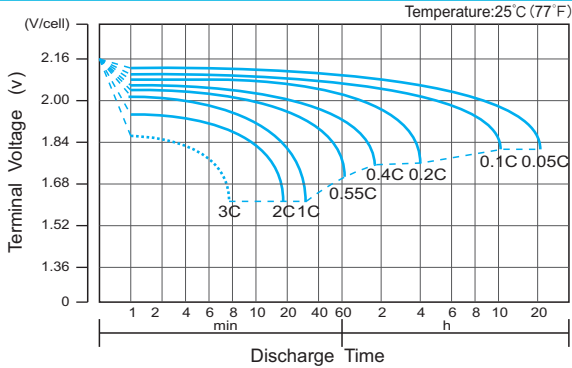
F.V/Time	10MIN	15MIN	30MIN	1HR	2HR	3HR	4HR	5HR	8HR	10HR	20HR
1.60V	513	407	248	152	93.9	71.3	56.7	47.9	33.2	28.3	14.4
1.65V	509	403	246	150	93.0	70.6	56.2	47.6	32.9	28.0	14.3
1.70V	492	390	240	147	91.2	69.3	55.3	46.9	32.4	27.7	14.2
1.75V	469	373	233	142	88.6	67.6	54.0	46.0	31.8	27.2	13.9
1.80V	434	348	222	136	85.0	65.1	52.2	44.6	30.9	26.5	13.6
1.85V	383	310	205	126	79.6	61.3	49.5	42.5	29.6	25.4	13.1

(Note) The above characteristics data are average values obtained within three charge/discharge cycle not the minimum values.

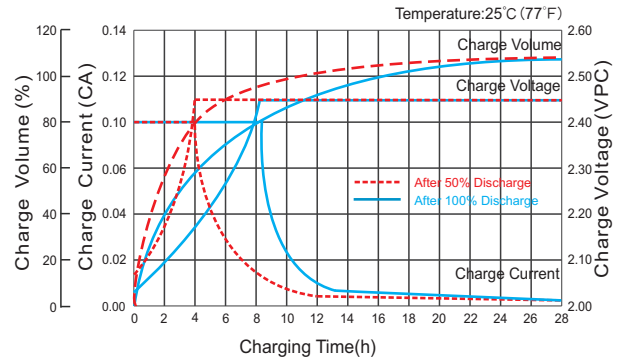
# DC12-134(12V134Ah)



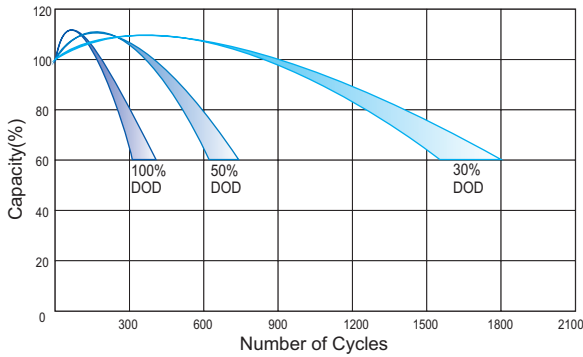
## Discharge Characteristics Curve



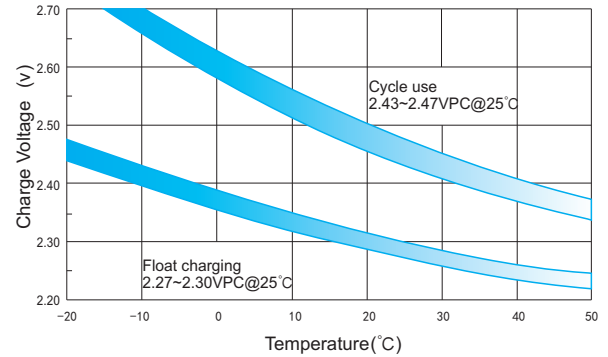
## Charge Characteristic Curve for Cycle Use(IU)



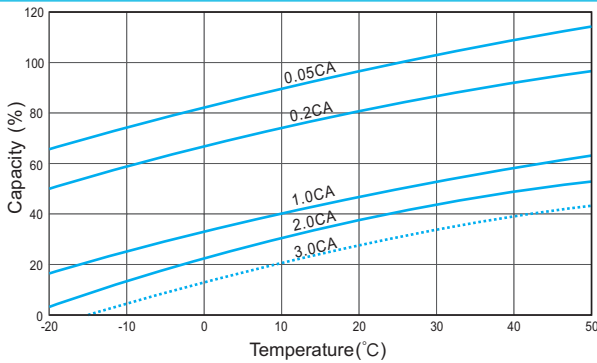
## Cycle Life in Relation to Depth of Discharge



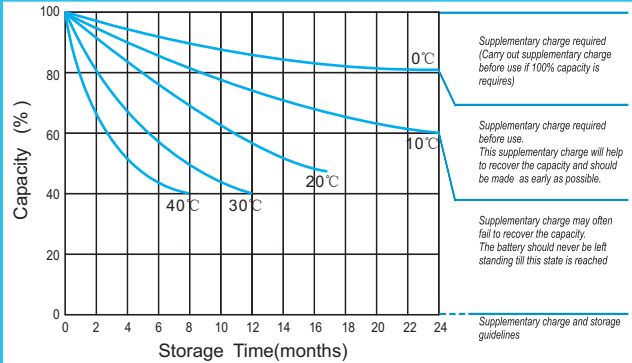
## Relationship Between Charging Voltage and Temperature



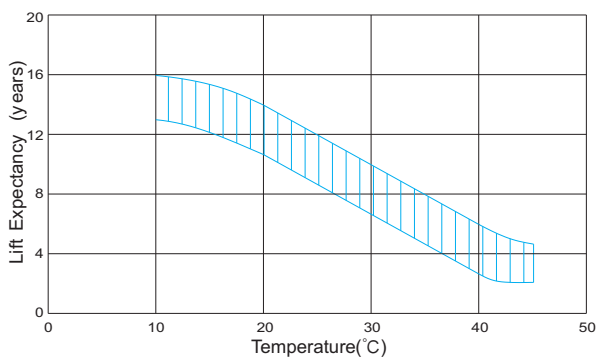
## Temperature Effects on Capacity



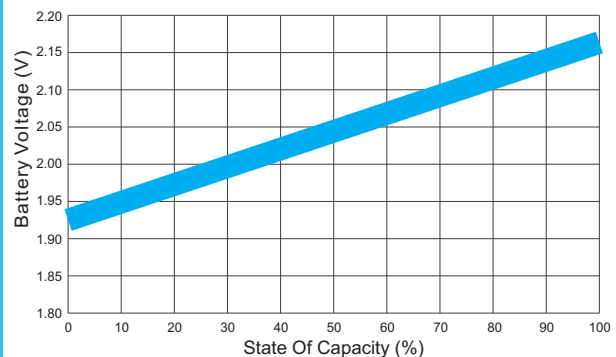
## Storage Characteristics



## Effect of Temperature on Long Term Life



## Relationship of OCV And State of Charge(20°C)



For Battery Sales + EPA Battery Recycling and AC / DC Power Services, please contact:  
**Moore & Moore Solutions, Inc.**  
 Phone: 484-302-7009  
 Email: [mr@mooreu.com](mailto:mr@mooreu.com)  
[www.MooreU.com](http://www.MooreU.com)