

DC12-28S(12V28Ah)



Specification

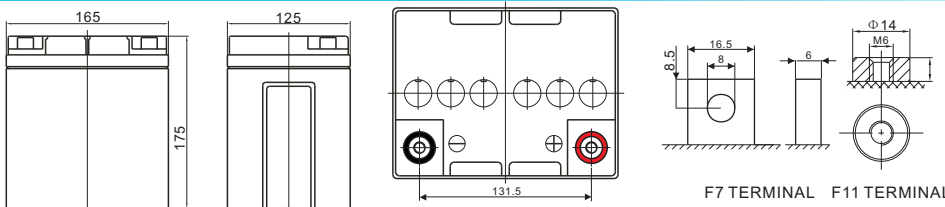
Cells Per Unit	6
Voltage Per Unit	12
Capacity	28Ah@20hr-rate to 1.75V per cell @25°C
Weight	Approx. 8.8 Kg (Tolerance ± 3%)
Internal Resistance	Approx. 9 mΩ
Terminal	F7(M8)/F11 (M6)
Max. Discharge Current	280A (5 sec)
Design Life	8 years (floating charge)
Maximum Charging Current	8.4 A
Reference Capacity	C3 21.9AH C5 24.7AH C10 26.6AH C20 28.0AH
Float Charging Voltage	13.7 V~13.9 V @ 25°C Temperature Compensation: -3mV/°C/Cell
Cycle Use Voltage	14.6 V~14.8 V @ 25°C Temperature Compensation: -4mV/°C/Cell
Operating Temperature Range	Discharge: -20°C~60°C Charge: 0°C~50°C Storage: -20°C~60°C
Normal Operating Temperature Range	25°C ± 5°C
Self Discharge	RITAR Valve Regulated Lead Acid (VRLA) batteries can be stored for up to 6 months at 25°C and then recharging is recommended. Monthly Self-discharge ratio is less than 3% at 25°C. Please charged batteries before using.
Container Material	A.B.S. UL94-HB, UL94-V0 Optional.



DC (Deep Cycle) series batteries provide superior high integrity and reliability. It is specially designed for frequent cyclic charge and discharge. By using strong grids, thick plate and specially active material are designed for repeated deep-discharge applications. The DC series batteries offer 30% more cyclic life than the standby series. It is suitable for solar and wind renewable energy storage, mobility and medical equipment, V, telecom, broadband and cable TV, UPS systems etc.



Dimensions



Length	165±1.5mm (6.50 inches)
Width	125±1.5mm (4.92 inches)
Height	174±1.5mm (6.85 inches)
Total Height	174±1.5mm (6.85 inches)
Terminal	Value
M5	6~7 N*m
M6	8~10 N*m
M8	10~12 N*m

Unit: mm

Constant Current Discharge Characteristics : A(25°C)

F.V/Time	10MIN	15MIN	30MIN	1HR	2HR	3HR	4HR	5HR	8HR	10HR	20HR
1.60V	72.53	54.02	31.22	18.33	10.45	7.79	6.20	5.20	3.43	2.85	1.456
1.65V	70.11	52.40	30.56	17.98	10.28	7.67	6.11	5.14	3.39	2.82	1.443
1.70V	66.96	50.28	29.70	17.52	10.04	7.51	6.00	5.05	3.34	2.78	1.425
1.75V	62.74	47.43	28.52	16.89	9.72	7.29	5.84	4.93	3.27	2.73	1.401
1.80V	57.09	43.59	26.90	16.03	9.27	6.99	5.63	4.77	3.17	2.66	1.367
1.85V	49.39	38.29	24.61	14.81	8.63	6.56	5.31	4.53	3.03	2.55	1.317

Constant Power Discharge Characteristics : WPC(25°C)

F.V/Time	10MIN	15MIN	30MIN	1HR	2HR	3HR	4HR	5HR	8HR	10HR	20HR
1.60V	123	94.4	56.7	34.3	19.8	14.9	11.9	10.0	6.69	5.60	2.87
1.65V	122	93.5	56.3	34.0	19.6	14.7	11.8	9.95	6.64	5.56	2.85
1.70V	118	90.5	55.1	33.2	19.2	14.5	11.6	9.80	6.55	5.48	2.81
1.75V	113	86.6	53.4	32.2	18.7	14.1	11.3	9.61	6.42	5.39	2.77
1.80V	104	80.8	50.9	30.7	17.9	13.6	11.0	9.32	6.24	5.25	2.70
1.85V	91.9	71.9	47.0	28.6	16.8	12.8	10.4	8.88	5.97	5.04	2.61

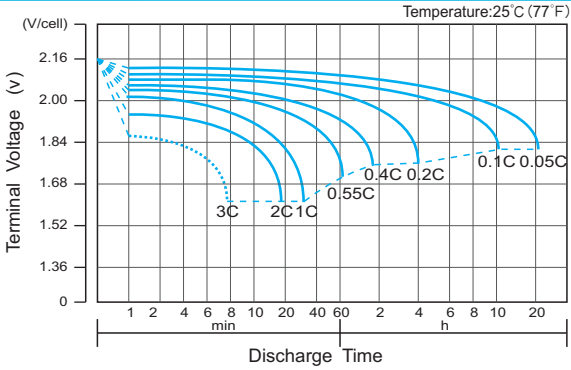
(Note) The above characteristics data are average values obtained within three charge/discharge cycle not the minimum values.

DC12-28S(12V28Ah)

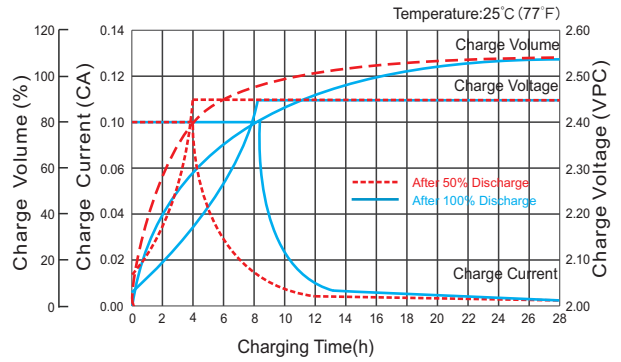


®

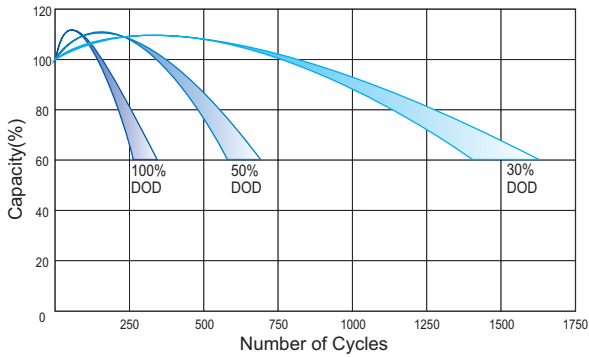
Discharge Characteristics Curve



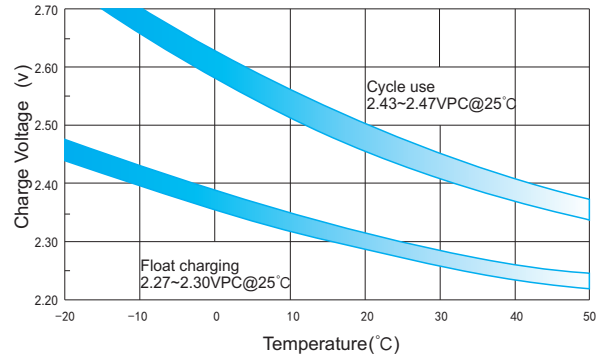
Charge Characteristic Curve for Cycle Use(IU)



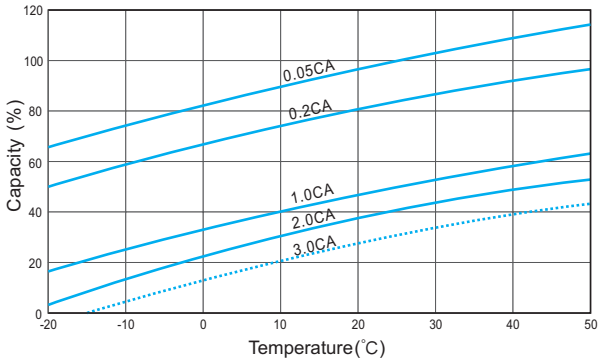
Cycle Life in Relation to Depth of Discharge



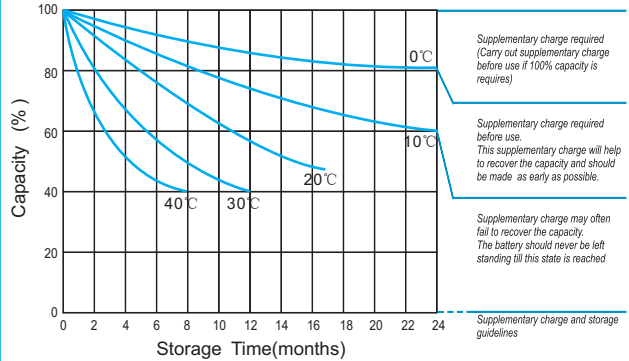
Relationship Between Charging Voltage and Temperature



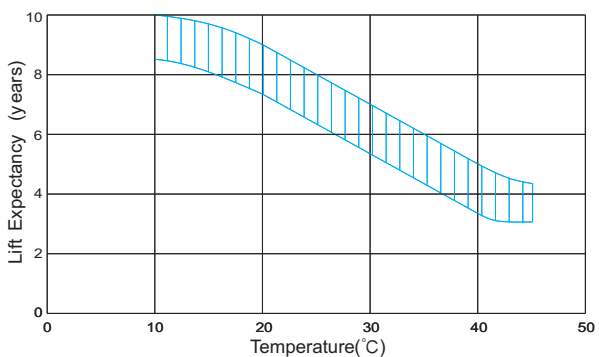
Temperature Effects on Capacity



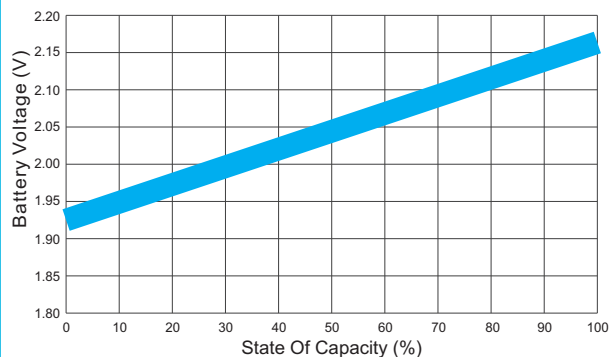
Storage Characteristics



Effect of Temperature on Long Term Life



Relationship of OCV And State of Charge(20°C)



For Battery Sales + EPA Battery Recycling and AC / DC Power Services, please contact:
Moore & Moore Solutions, Inc.
Phone: 484-302-7009
Email: mr@mooreu.com
www.MooreU.com