



HR12-780WL

Specification

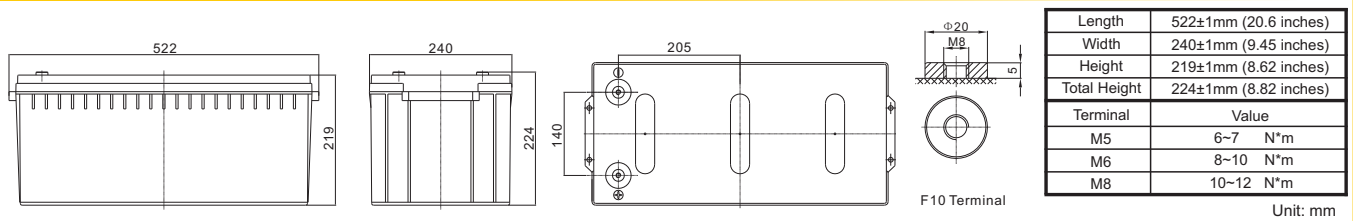
Cells Per Unit	6
Voltage Per Unit	12
Capacity	780W@15min-rate to 1.67V per cell @25°C
Weight	Approx. 74.5 Kg (Tolerance ± 1.5%)
Internal Resistance	Approx. 3 mΩ
Terminal	F10(M8)
Max. Discharge Current	2400A (5 sec)
Short Circuit Current	4200A
Design Life	Could Reach 15 years
Recommended Maximum Charging Current	72.0 A
Reference Capacity	C10 230AH C20 240AH
Standby Use Voltage	13.6 V~13.8 V @ 25°C
Cycle Use Voltage	14.6 V~14.8 V @ 25°C
Operating Temperature Range	Discharge: -20°C~60°C Charge: 0°C~50°C Storage: -20°C~60°C
Normal Operating Temperature Range	25°C ± 5°C
Self Discharge	RITAR Valve Regulated Lead Acid (VRLA) batteries can be stored for up to 6 months at 25°C and then recharging is recommended. Monthly Self-discharge ratio is less than 3% at 25°C. Please charge batteries before using.
Container Material	A.B.S. UL94-HB, UL94-V0 Optional.



The HR (High Rate) series Valve Regulated Lead Acid (VRLA) battery is designed for heavy load discharge applications with 15 years design life in float service. By using strong grids and specially designed active material the HR series is with lower I.R, lower self discharge rate, high power, and longer service life performance. Generally the HR series offers 30% more power output than the standard range. Suitable for high power standby and cycling situation, such as UPS, datacenter, electric tools et al.



Dimensions



Constant Current Discharge Characteristics : A (25°C)

F.V/Time	5MIN	8MIN	10MIN	15MIN	20MIN	30MIN	60MIN	90MIN
1.60V	806.0	670.1	591.2	457.0	373.7	284.7	173.9	130.1
1.67V	745.8	628.6	554.7	433.2	348.6	271.4	165.7	123.9
1.70V	714.8	606.5	534.7	419.9	335.3	263.7	161.0	120.2
1.75V	675.1	576.2	502.1	400.2	326.1	256.3	158.3	117.5
1.80V	635.0	545.8	469.2	380.2	316.5	248.4	155.2	114.6
1.85V	592.6	513.2	435.0	358.5	305.4	239.2	151.5	111.2

Constant Power Discharge Characteristics : WPC (25°C)

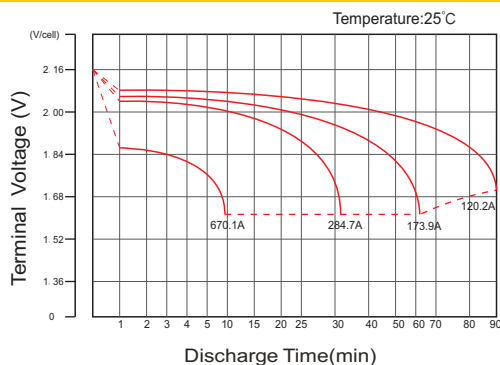
F.V/Time	5MIN	8MIN	10MIN	15MIN	20MIN	30MIN	60MIN	90MIN
1.60V	1437	1213	1076	837	687	524	322	242
1.67V	1343	1148	1020	801	647	505	309	232
1.70V	1302	1121	994	786	630	496	304	228
1.75V	1246	1079	946	758	620	488	303	226
1.80V	1188	1037	897	731	610	480	301	223
1.85V	1132	995	848	703	601	472	300	221

(Note) The above characteristics data are average values obtained within three charge/discharge cycle not the minimum values.

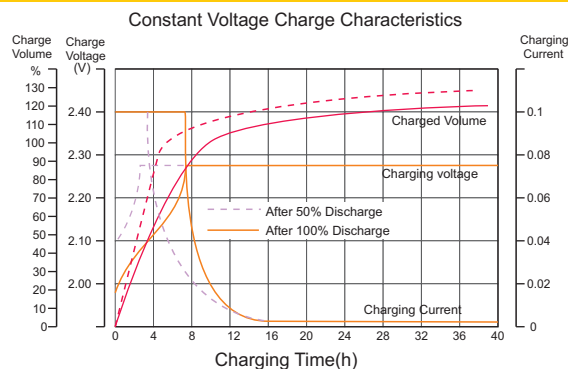
HR12-780WL



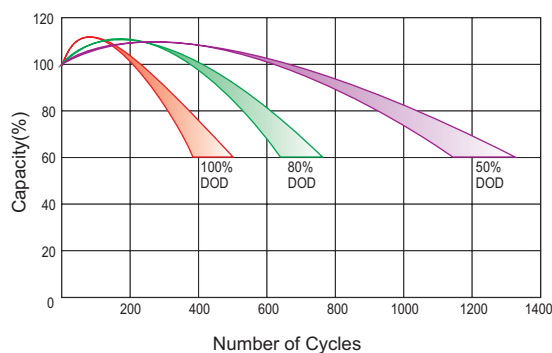
Discharge Characteristics Curve



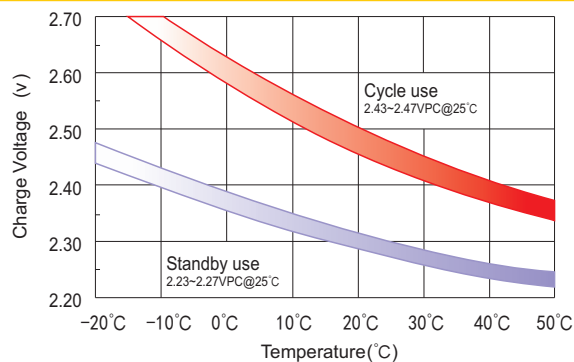
Charge Characteristic Curve For Standby Use



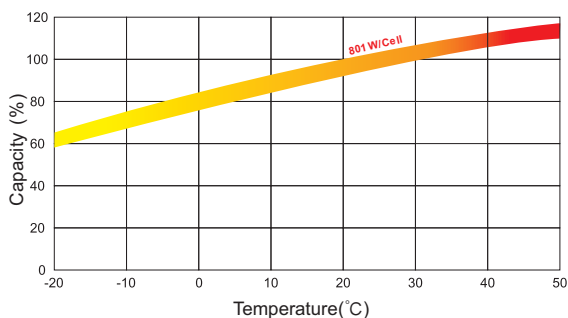
Cycle Life In Relation To Depth Of Discharge



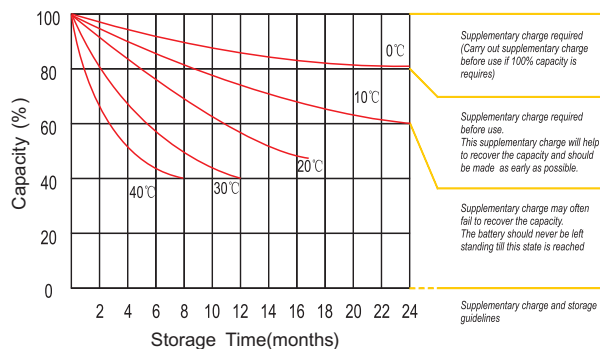
Relationship Between Charging Voltage And Temperature



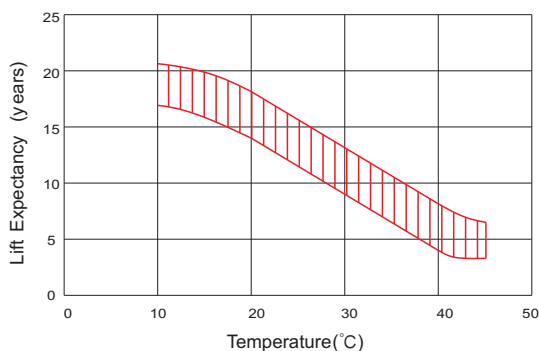
Temperature Effects On Capacity



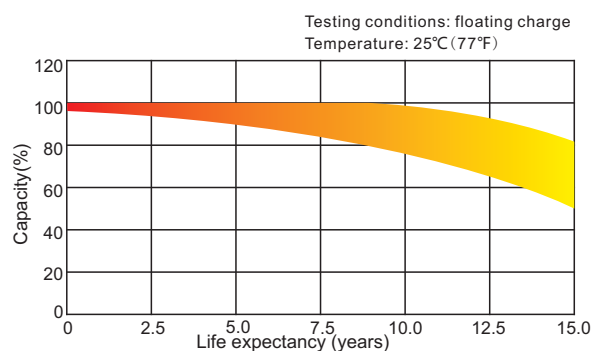
Storage Characteristics



Effect Of Temperature On Long Term Life



Life Characteristics Of Standby Use



For Battery Sales + EPA Battery Recycling and AC / DC Power Services, please contact:
Moore & Moore Solutions, Inc.
 Phone: 484-302-7009
 Email: mr@mooreu.com
www.MooreU.com