



HR6-20W

Specification

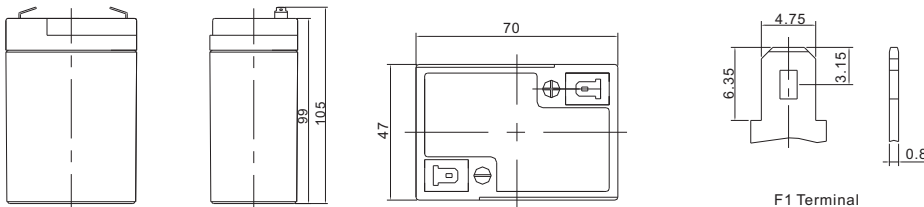
Cells Per Unit	3
Voltage Per Unit	6
Capacity	20W@15min-rate to 1.67V per cell @25°C
Weight	Approx. 0.80 Kg (Tolerance ±4.0%)
Internal Resistance	Approx. 18 mΩ
Terminal	F1/F2
Max. Discharge Current	50A (5 sec)
Short Circuit Current	278A
Design Life	Could Reach 8 years
Recommended Maximum Charging Current	1.5 A
Reference Capacity	C10 4.6AH C20 5.0AH
Standby Use Voltage	6.80 V~6.90 V @ 25°C
Cycle Use Voltage	7.30 V~7.40 V @ 25°C
Operating Temperature Range	Discharge: -20°C~60°C Charge: 0°C~50°C Storage: -20°C~60°C
Normal Operating Temperature Range	25°C ±5°C
Self Discharge	RITAR Valve Regulated Lead Acid (VRLA) batteries can be stored for up to 6 months at 25°C and then recharging is recommended. Monthly Self-discharge ratio is less than 3% at 25°C. Please charge batteries before using.
Constainer Material	A.B.S. UL94-HB, UL94-V0 Optional.



The HR (High Rate) series Valve Regulated Lead Acid (VRLA) battery is designed for heavy load discharge applications with 8 years design life in float service. By using strong grids and specially designed active material the HR series is with lower I.R, lower self discharge rate, high power, and longer service life performance. Generally the HR series offers 30% more power output than the standard range. Suitable for high power standby and cycling situation, such as UPS, datacenter, electric tools et al.



Dimensions



Length	70±1mm (2.76 inches)
Width	47±1mm (1.85 inches)
Height	99±1mm (3.90 inches)
Total Height	105±1mm (4.13 inches)
Terminal	Value
M5	6~7 N*m
M6	8~10 N*m
M8	10~12 N*m

Unit: mm

Constant Current Discharge Characteristics : A (25°C)

F.V/Time	3MIN	5MIN	8MIN	10MIN	15MIN	20MIN	30MIN	60MIN	90MIN
1.60V	22.98	19.98	16.61	14.66	11.33	9.173	6.716	3.916	2.854
1.67V	21.27	18.49	15.59	13.75	10.74	8.556	6.402	3.732	2.717
1.70V	20.38	17.72	15.04	13.26	10.41	8.230	6.221	3.625	2.635
1.75V	19.25	16.74	14.29	12.45	9.92	8.005	6.045	3.565	2.576
1.80V	18.11	15.74	13.53	11.63	9.43	7.767	5.860	3.495	2.514
1.85V	16.90	14.69	12.73	10.79	8.889	7.496	5.644	3.411	2.439

Constant Power Discharge Characteristics : WPC (25°C)

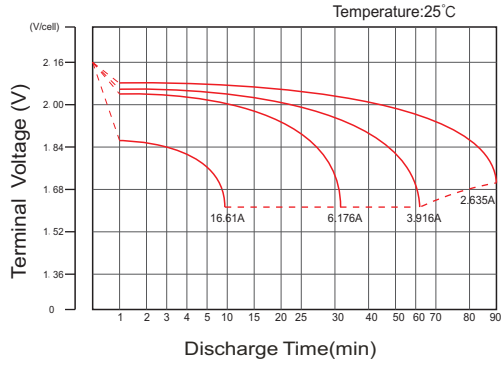
F.V/Time	3MIN	5MIN	8MIN	10MIN	15MIN	20MIN	30MIN	60MIN	90MIN
1.60V	41.6	36.2	30.5	27.1	21.1	16.9	12.4	7.2	5.3
1.67V	38.9	33.8	28.9	25.7	20.2	15.9	11.9	7.0	5.1
1.70V	37.7	32.8	28.2	25.0	19.8	15.5	11.7	6.8	5.0
1.75V	36.1	31.4	27.2	23.8	19.1	15.2	11.5	6.8	4.9
1.80V	34.4	29.9	26.1	22.6	18.4	15.0	11.3	6.8	4.9
1.85V	32.8	28.5	25.0	21.4	17.7	14.8	11.1	6.8	4.8

(Note) The above characteristics data are average values obtained within three charge/discharge cycle not the minimum values.

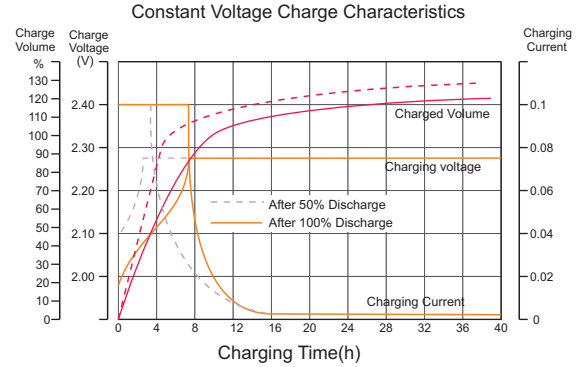
HR6-20W



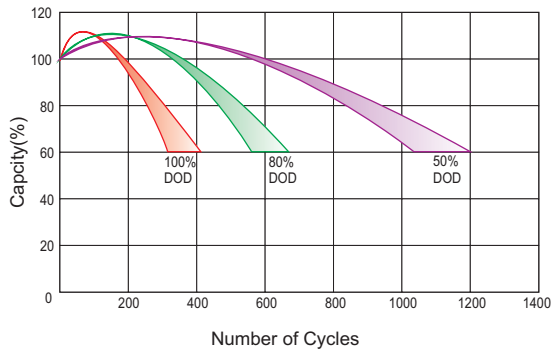
Discharge Characteristics Curve



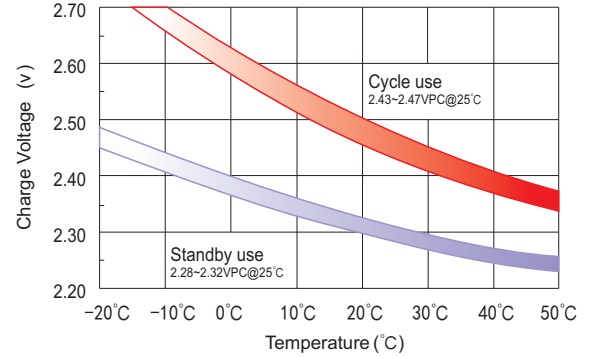
Charge Characteristic Curve For Standby Use



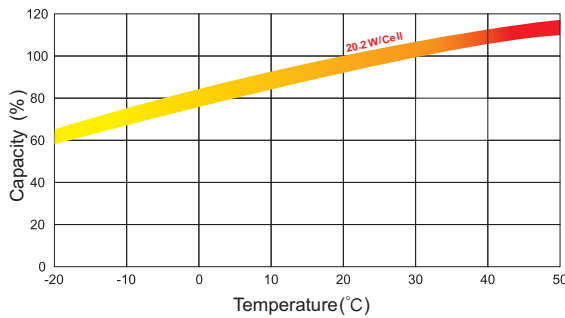
Cycle Life In Relation To Depth Of Discharge



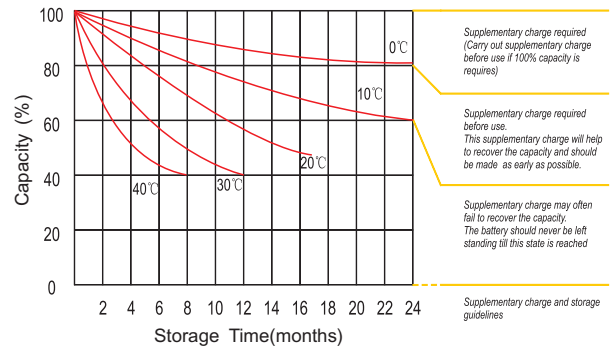
Relationship Between Charging Voltage And Temperature



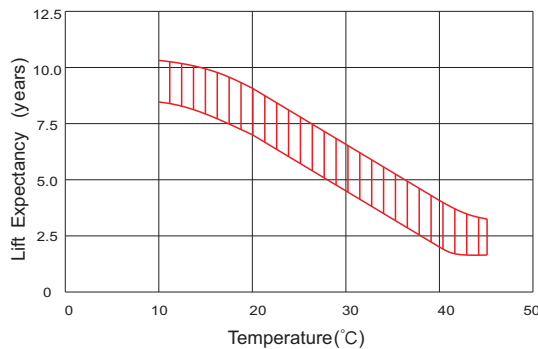
Temperature Effects On Capacity



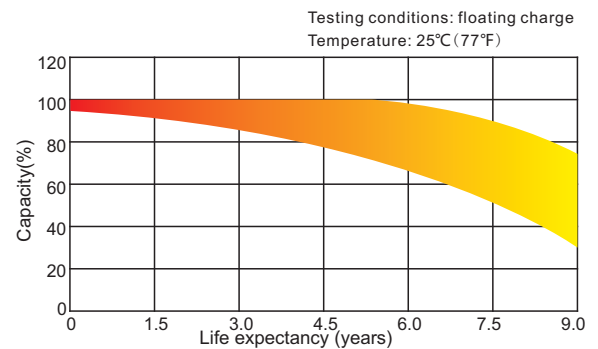
Storage Characteristics



Effect Of Temperature On Long Term Life



Life Characteristics Of Standby Use



For Battery Sales + EPA Battery Recycling and AC / DC Power Services, please contact:
Moore & Moore Solutions, Inc.
 Phone: 484-302-7009
 Email: mr@mooreu.com
www.MooreU.com