



HR6-16W



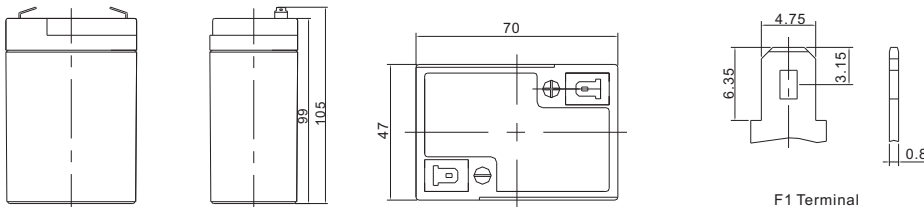
Specification

Cells Per Unit	3
Voltage Per Unit	6
Capacity	16W@15min-rate to 1.67V per cell @25°C
Weight	Approx. 0.72 Kg (Tolerance ±4.0%)
Internal Resistance	Approx. 20 mΩ
Terminal	F1/F2
Max. Discharge Current	40A (5 sec)
Short Circuit Current	223A
Design Life	Could Reach 8 years
Recommended Maximum Charging Current	1.2 A
Reference Capacity	C10 3.7AH C20 4.0AH
Standby Use Voltage	6.80 V~6.90 V @ 25°C
Cycle Use Voltage	7.30 V~7.40 V @ 25°C
Operating Temperature Range	Discharge: -20°C~60°C Charge: 0°C~50°C Storage: -20°C~60°C
Normal Operating Temperature Range	25°C ±5°C
Self Discharge	RITAR Valve Regulated Lead Acid (VRLA) batteries can be stored for up to 6 months at 25°C and then recharging is recommended. Monthly Self-discharge ratio is less than 3% at 25°C. Please charge batteries before using.
Constainer Material	A.B.S. UL94-HB, UL94-V0 Optional.

The HR (High Rate) series Valve Regulated Lead Acid (VRLA) battery is designed for heavy load discharge applications with 8 years design life in float service. By using strong grids and specially designed active material the HR series is with lower I.R, lower self discharge rate, high power, and longer service life performance. Generally the HR series offers 30% more power output than the standard range. Suitable for high power standby and cycling situation, such as UPS, datacenter, electric tools et al.



Dimensions



Length	70±1mm (2.76 inches)
Width	47±1mm (1.85 inches)
Height	99±1mm (3.90 inches)
Total Height	105±1mm (4.13 inches)
Terminal	Value
M5	6~7 N*m
M6	8~10 N*m
M8	10~12 N*m

Unit: mm

Constant Current Discharge Characteristics : A (25°C)

F.V/Time	3MIN	5MIN	8MIN	10MIN	15MIN	20MIN	30MIN	60MIN	90MIN
1.60V	18.39	15.99	13.29	11.73	9.07	7.338	5.373	3.133	2.283
1.67V	17.01	14.79	12.47	11.00	8.59	6.845	5.122	2.986	2.174
1.70V	16.31	14.18	12.03	10.61	8.33	6.584	4.977	2.900	2.108
1.75V	15.40	13.39	11.43	9.96	7.94	6.404	4.836	2.852	2.061
1.80V	14.48	12.60	10.83	9.31	7.54	6.214	4.688	2.796	2.011
1.85V	13.52	11.75	10.18	8.63	7.11	5.997	4.515	2.729	1.951

Constant Power Discharge Characteristics : WPC (25°C)

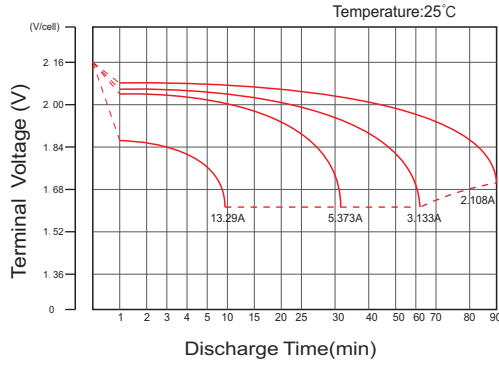
F.V/Time	3MIN	5MIN	8MIN	10MIN	15MIN	20MIN	30MIN	60MIN	90MIN
1.60V	33.3	29.0	24.4	21.7	16.9	13.5	9.9	5.8	4.2
1.67V	31.1	27.1	23.1	20.5	16.1	12.7	9.5	5.6	4.1
1.70V	30.2	26.2	22.6	20.0	15.8	12.4	9.4	5.5	4.0
1.75V	28.9	25.1	21.7	19.0	15.3	12.2	9.2	5.5	4.0
1.80V	27.5	23.9	20.9	18.1	14.7	12.0	9.1	5.4	3.9
1.85V	26.2	22.8	20.0	17.1	14.2	11.8	8.9	5.4	3.9

(Note) The above characteristics data are average values obtained within three charge/discharge cycle not the minimum values.

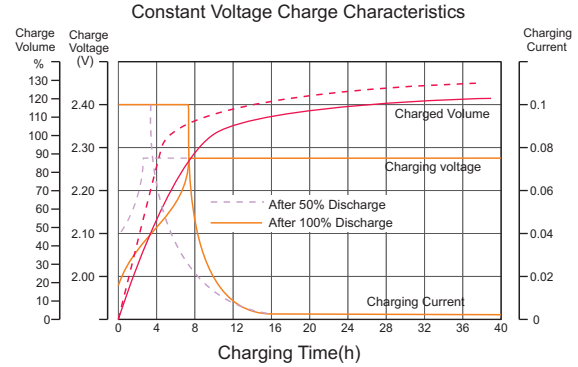
HR6-16W



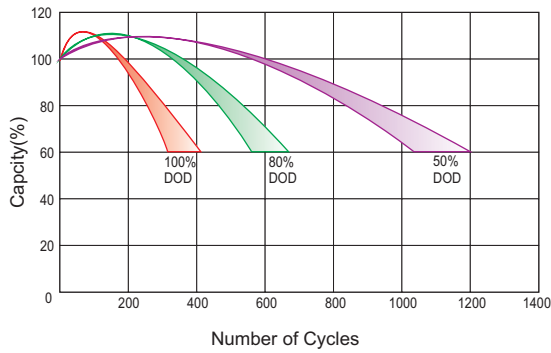
Discharge Characteristics Curve



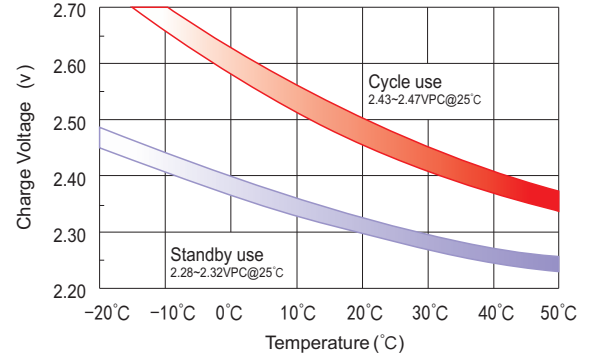
Charge Characteristic Curve For Standby Use



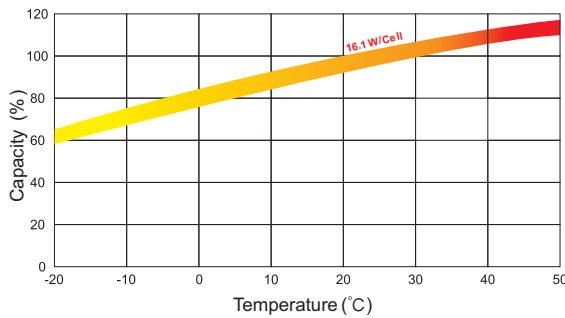
Cycle Life In Relation To Depth Of Discharge



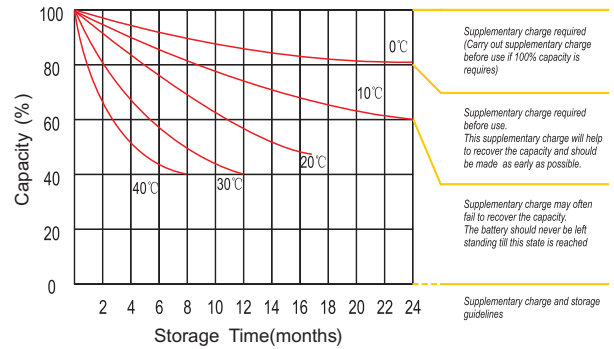
Relationship Between Charging Voltage And Temperature



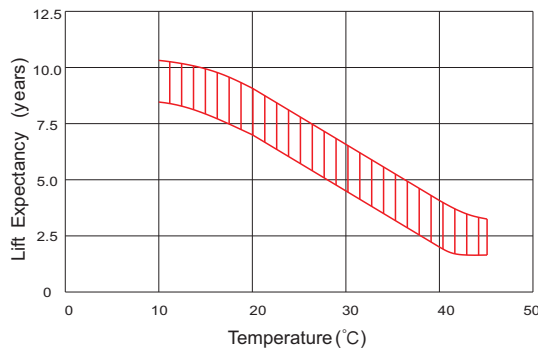
Temperature Effects On Capacity



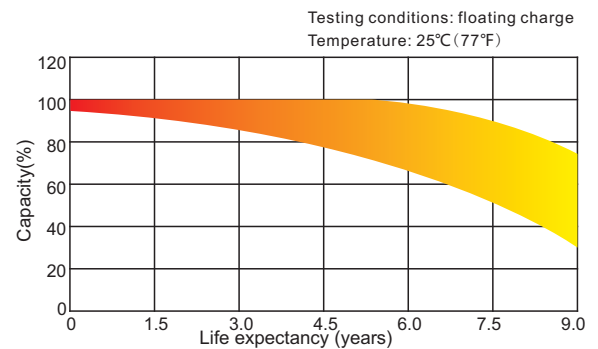
Storage Characteristics



Effect Of Temperature On Long Term Life



Life Characteristics Of Standby Use



For Battery Sales + EPA Battery Recycling and AC / DC Power Services, please contact:
Moore & Moore Solutions, Inc.
Phone: 484-302-7009
Email: mr@mooreu.com
www.MooreU.com