



HR12-350WL

Specification

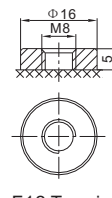
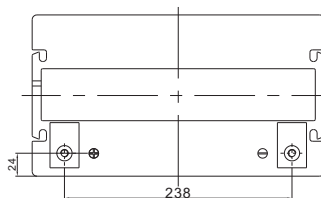
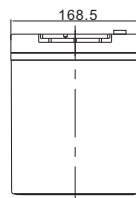
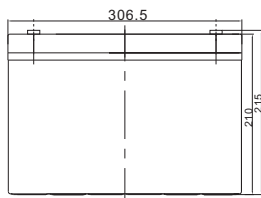
Cells Per Unit	6
Voltage Per Unit	12
Capacity	350W@15min-rate to 1.67V per cell @25°C
Weight	Approx. 29.0 Kg (Tolerance ±2.0%)
Internal Resistance	Approx. 5.0 mΩ
Terminal	F12(M8)
Max. Discharge Current	900A (5 sec)
Short Circuit Current	2100A
Design Life	Could Reach 15 years
Recommended Maximum Charging Current	27 A
Reference Capacity	C10 84.9AH C20 90.0AH
Standby Use Voltage	13.6 V~13.8 V @ 25°C
Cycle Use Voltage	14.6 V~14.8 V @ 25°C
Operating Temperature Range	Discharge: -20°C~60°C Charge: 0°C~50°C Storage: -20°C~60°C
Normal Operating Temperature Range	25°C ±5°C
Self Discharge	RITAR Valve Regulated Lead Acid (VRLA) batteries can be stored for up to 6 months at 25°C and then recharging is recommended. Monthly Self-discharge ratio is less than 3% at 25°C. Please charge batteries before using.
Constainer Material	A.B.S. UL94-HB, UL94-V0 Optional.



The HR (High Rate) series Valve Regulated Lead Acid (VRLA) battery is designed for heavy load discharge applications with 15 years design life in float service. By using strong grids and specially designed active material the HR series is with lower I.R, lower self discharge rate, high power, and longer service life performance. Generally the HR series offers 30% more power output than the standard range. Suitable for high power standby and cycling situation, such as UPS, datacenter, electric tools et al.



Dimensions



Length	306.5±1mm (12.1 inches)
Width	168.5±1mm (6.63 inches)
Height	210±1mm (8.27 inches)
Total Height	215±1mm (8.46 inches)
Terminal	Value
M5	6~7 N*m
M6	8~10 N*m
M8	10~12 N*m

F12 Terminal

Unit: mm

Constant Current Discharge Characteristics : A (25°C)

F.V/Time	5MIN	8MIN	10MIN	15MIN	20MIN	30MIN	60MIN	90MIN
1.60V	327.7	280.6	252.4	200.5	161.1	118.1	67.9	50.3
1.67V	303.2	263.2	236.8	190.1	150.2	112.5	64.7	47.9
1.70V	290.6	254.0	228.3	184.2	144.5	109.4	62.8	46.4
1.75V	274.5	241.3	214.3	175.6	140.6	106.3	61.8	45.4
1.80V	258.2	228.6	200.3	166.8	136.4	103.0	60.6	44.3
1.85V	240.9	214.9	185.7	157.3	131.6	99.2	59.1	43.0

Constant Power Discharge Characteristics : WPC (25°C)

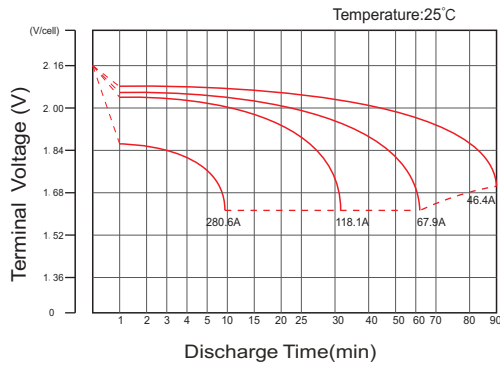
F.V/Time	5MIN	8MIN	10MIN	15MIN	20MIN	30MIN	60MIN	90MIN
1.60V	584	508	459	367	296	217	126	93.3
1.67V	546	481	435	351	279	209	121	89.7
1.70V	530	470	425	345	271	206	119	88.0
1.75V	506	452	404	333	267	203	118	87.2
1.80V	483	434	383	321	263	199	118	86.3
1.85V	460	417	362	308	259	196	117	85.4

(Note) The above characteristics data are average values obtained within three charge/discharge cycle not the minimum values.

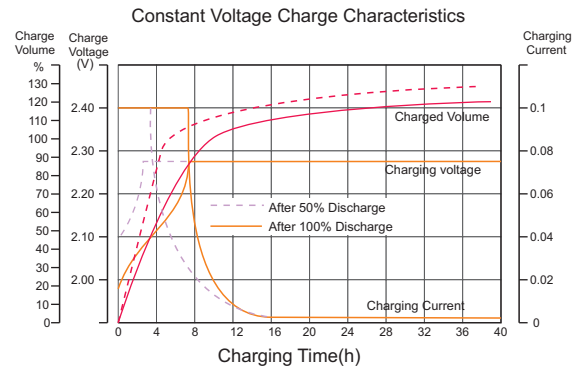
HR12-350WL



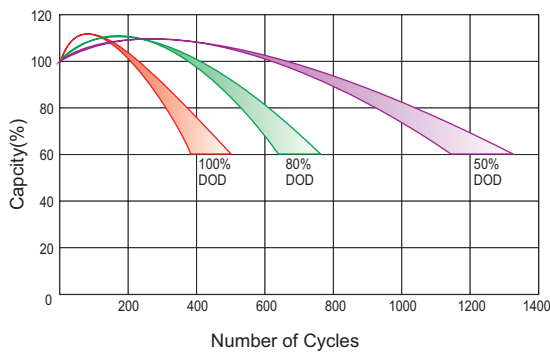
Discharge Characteristics Curve



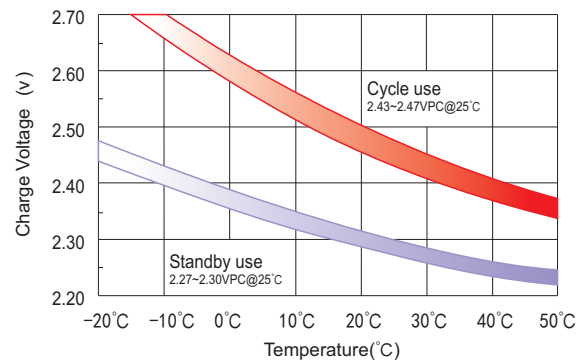
Charge Characteristic Curve For Standby Use



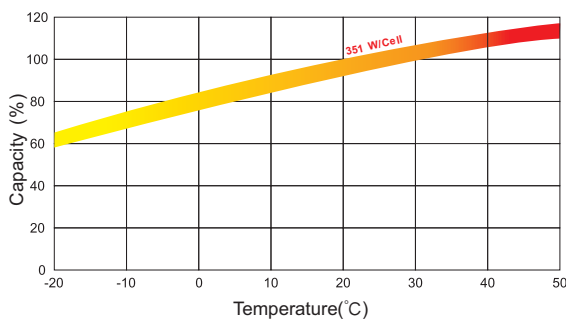
Cycle Life In Relation To Depth Of Discharge



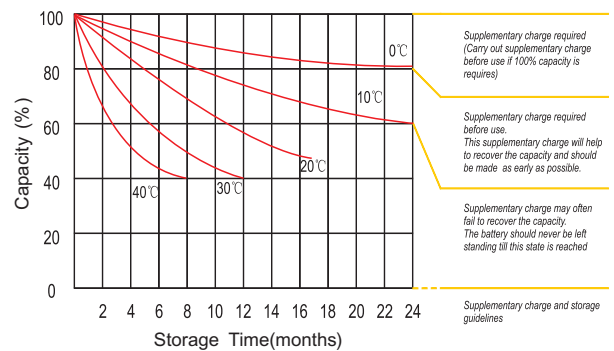
Relationship Between Charging Voltage And Temperature



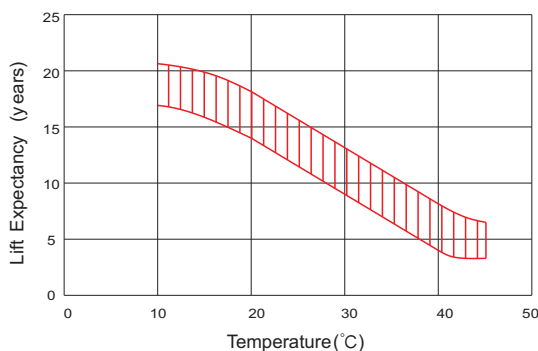
Temperature Effects On Capacity



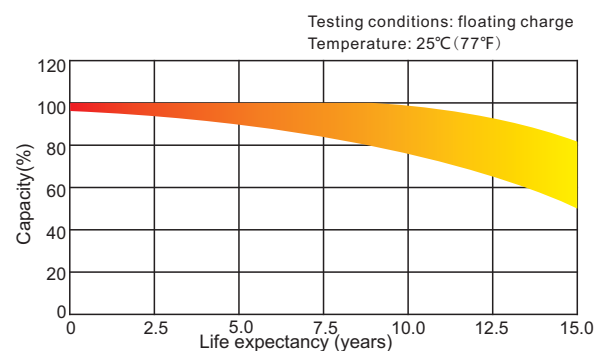
Storage Characteristics



Effect Of Temperature On Long Term Life



Life Characteristics Of Standby Use



For Battery Sales + EPA Battery Recycling and AC / DC Power Services, please contact:

Moore & Moore Solutions, Inc.
Phone: 484-302-7009
Email: mr@mooreu.com
www.MooreU.com