



HR12-240WL

Specification

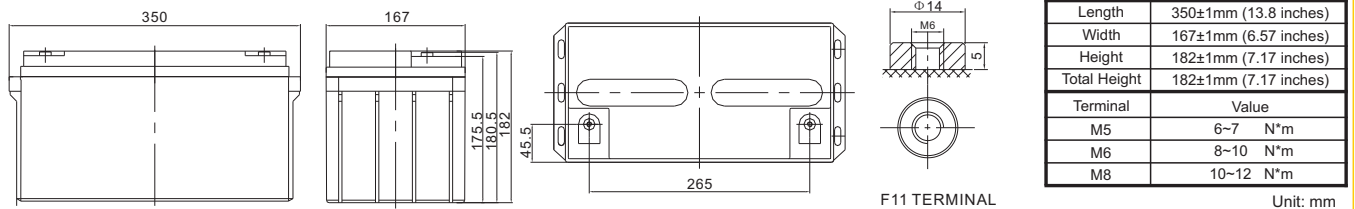
| | |
|--------------------------------------|---|
| Cells Per Unit | 6 |
| Voltage Per Unit | 12 |
| Capacity | 240W@15min-rate to 1.67V per cell @25°C |
| Weight | Approx. 21.0 Kg (Tolerance ±2.0%) |
| Internal Resistance | Approx. 5.5 mΩ |
| Terminal | F11(M6) |
| Max. Discharge Current | 650A (5 sec) |
| Short Circuit Current | 1650A |
| Design Life | Could Reach 15 years |
| Recommended Maximum Charging Current | 19.5 A |
| Reference Capacity | C10 61.3AH C20 65.0AH |
| Standby Use Voltage | 13.6 V~13.8 V @ 25°C |
| Cycle Use Voltage | 14.6 V~14.8 V @ 25°C |
| Operating Temperature Range | Discharge: -20°C~60°C Charge: 0°C~50°C Storage: -20°C~60°C |
| Normal Operating Temperature Range | 25°C ±5°C |
| Self Discharge | RITAR Valve Regulated Lead Acid (VRLA) batteries can be stored for up to 6 months at 25°C and then recharging is recommended. Monthly Self-discharge ratio is less than 3% at 25°C. Please charge batteries before using. |
| Constainer Material | A.B.S. UL94-HB, UL94-V0 Optional. |



The HR (High Rate) series Valve Regulated Lead Acid (VRLA) battery is designed for heavy load discharge applications with 15 years design life in float service. By using strong grids and specially designed active material the HR series is with lower I.R, lower self discharge rate, high power, and longer service life performance. Generally the HR series offers 30% more power output than the standard range. Suitable for high power standby and cycling situation, such as UPS, datacenter, electric tools et al.



Dimensions



Constant Current Discharge Characteristics : A (25°C)

| F.V/Time | 5MIN | 8MIN | 10MIN | 15MIN | 20MIN | 30MIN | 60MIN | 90MIN |
|----------|-------|-------|-------|-------|-------|-------|-------|-------|
| 1.60V | 229.8 | 196.8 | 177.0 | 140.6 | 112.9 | 82.8 | 47.6 | 35.2 |
| 1.67V | 212.6 | 184.6 | 166.1 | 133.3 | 105.3 | 78.9 | 45.4 | 33.6 |
| 1.70V | 203.8 | 178.1 | 160.0 | 129.2 | 101.3 | 76.7 | 44.1 | 32.5 |
| 1.75V | 192.5 | 169.2 | 150.3 | 123.1 | 98.6 | 74.5 | 43.3 | 31.8 |
| 1.80V | 181.0 | 160.3 | 140.5 | 116.9 | 95.6 | 72.2 | 42.5 | 31.0 |
| 1.85V | 168.9 | 150.7 | 130.2 | 110.3 | 92.3 | 69.6 | 41.5 | 30.1 |

Constant Power Discharge Characteristics : WPC (25°C)

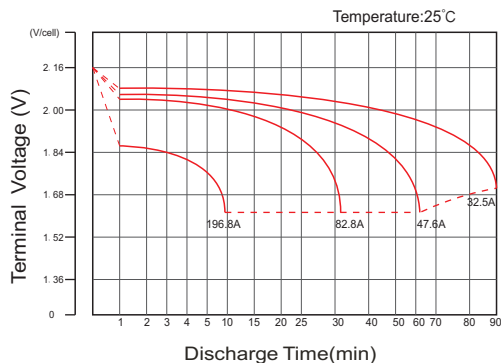
| F.V/Time | 5MIN | 8MIN | 10MIN | 15MIN | 20MIN | 30MIN | 60MIN | 90MIN |
|----------|------|------|-------|-------|-------|-------|-------|-------|
| 1.60V | 410 | 356 | 322 | 257 | 208 | 152 | 88.0 | 65.4 |
| 1.67V | 383 | 337 | 305 | 246 | 196 | 147 | 84.7 | 62.9 |
| 1.70V | 371 | 329 | 298 | 242 | 190 | 144 | 83.2 | 61.7 |
| 1.75V | 355 | 317 | 283 | 233 | 187 | 142 | 82.9 | 61.1 |
| 1.80V | 339 | 304 | 268 | 225 | 184 | 140 | 82.4 | 60.5 |
| 1.85V | 323 | 292 | 254 | 216 | 182 | 137 | 82.1 | 59.9 |

(Note) The above characteristics data are average values obtained within three charge/discharge cycle not the minimum values.

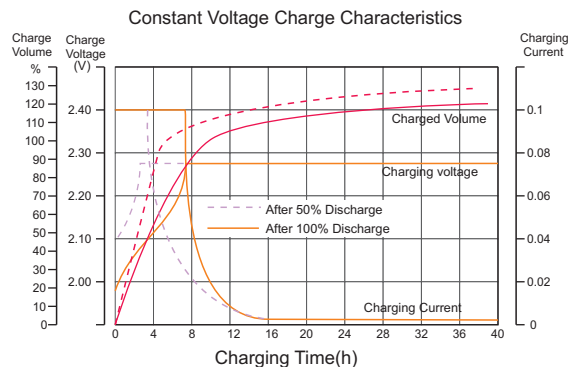
HR12-240WL



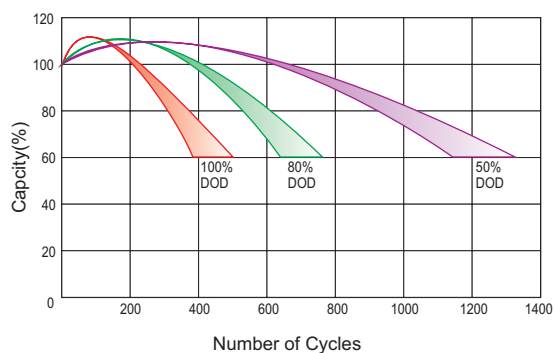
Discharge Characteristics Curve



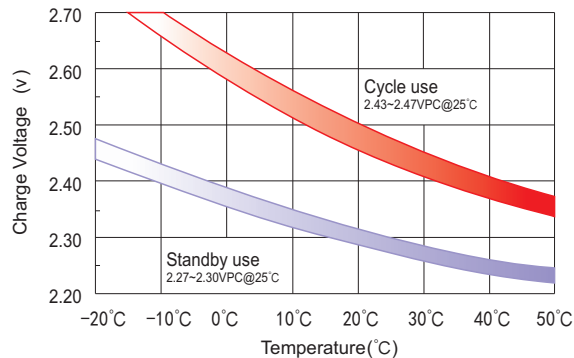
Charge Characteristic Curve For Standby Use



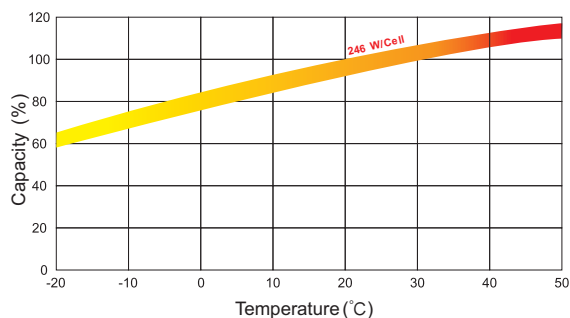
Cycle Life In Relation To Depth Of Discharge



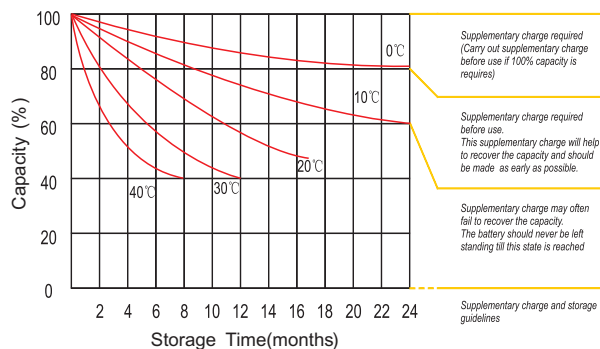
Relationship Between Charging Voltage And Temperature



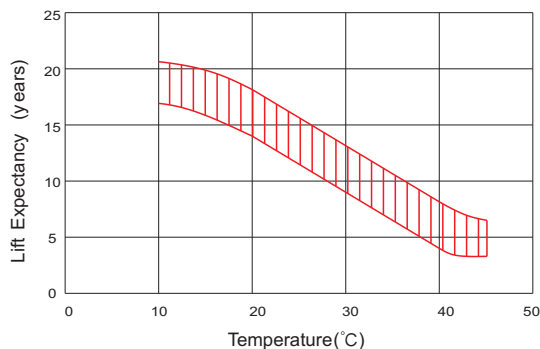
Temperature Effects On Capacity



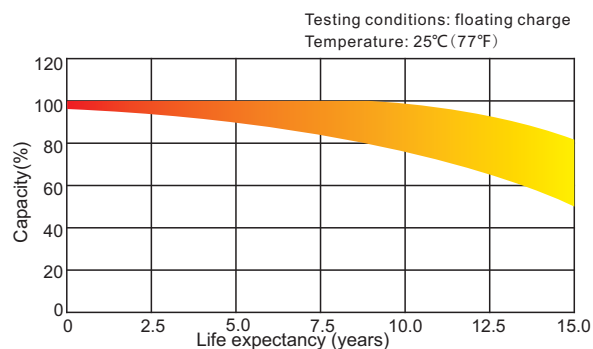
Storage Characteristics



Effect Of Temperature On Long Term Life



Life Characteristics Of Standby Use



For Battery Sales + EPA Battery Recycling
and AC / DC Power Services,
please contact:
Moore & Moore Solutions, Inc.
Phone: 484-302-7009
Email: mr@mooreu.com
www.MooreU.com